

CROSS MEDIA MAPPING

A visual report

T. E. BATTEN

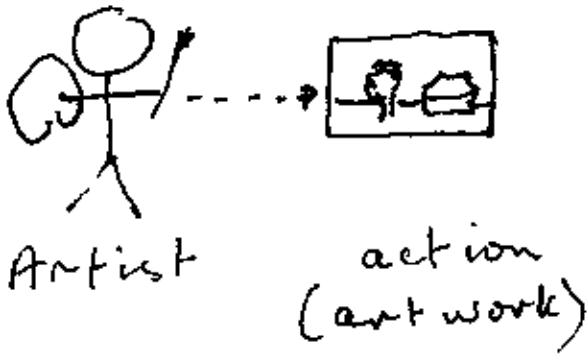
Amsterdam, Oct. 87

Chapter 0

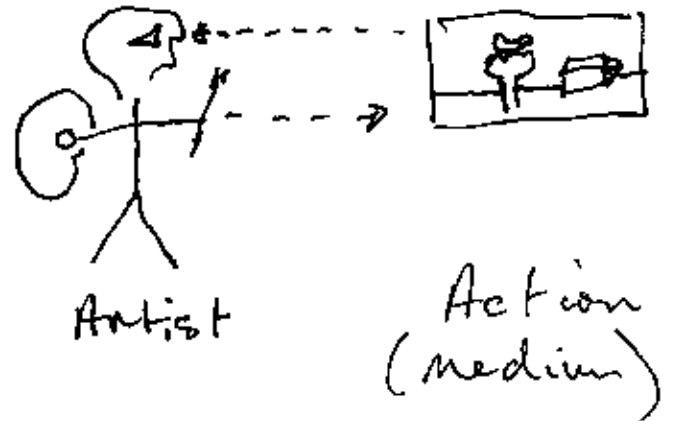
INTRODUCTION

ART

EXPRESSION



DIALOGUE



Art is not Expression!

The Art
is to build a conceptual machine
That
can facilitate
The Dialogue

COMPUTER

The computer is a switching machine

Where


The physical laws
are only valid
on the level of the switching process

But not on the

cause (logic)
or the interpretation
of the switching

The computer is a Simulation Machine

It can simulate



A nexus of imaginary machines (Scientific American)
- A linguistic machine
- An ontological machine

VARIOUS SIMULATION TYPES

- Business Graphics
- Scientific Image Processing
- Computer Graphics
 - (Advertising: Not functional but pretty)
 - (CAD/CAM: functional and not pretty)

- Computer Art (Artistic Practice)
 - As Tool - image orientated (painting?)
 - (ease and speed)
 - (informal - computer invisible)
 - (modern - paint box, photoshop)
 - As medium - System/Process (sculpture?)
 - (complexity + aesthetic choice)
 - (formal - computer visible)
 - (traditional - artist / programmer)

- Art Information Theory (Not yet developed)

Note: These are not static categories and are liable to change.

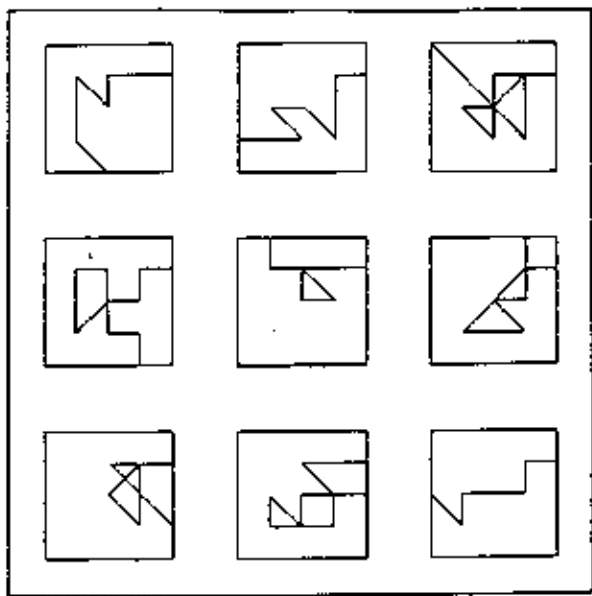
- Tool / Medium contrast likely to remain!

CHAPTER 1

ENGLAND (67 - 72)

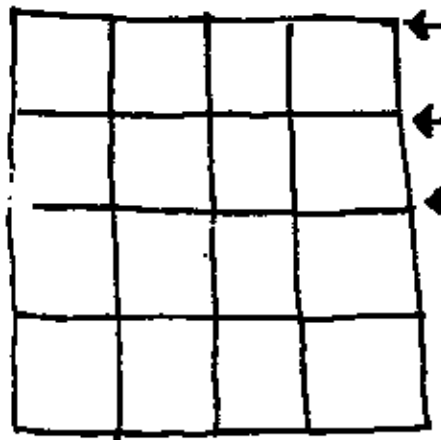
First Experiments

- random
- repetition
 - (rotation)
 - (mirror)
- extrapolation
- programming faults



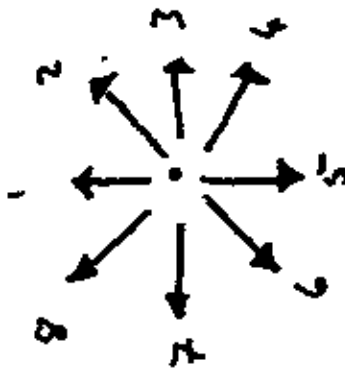
Nine Random Walks (1967)

GRID




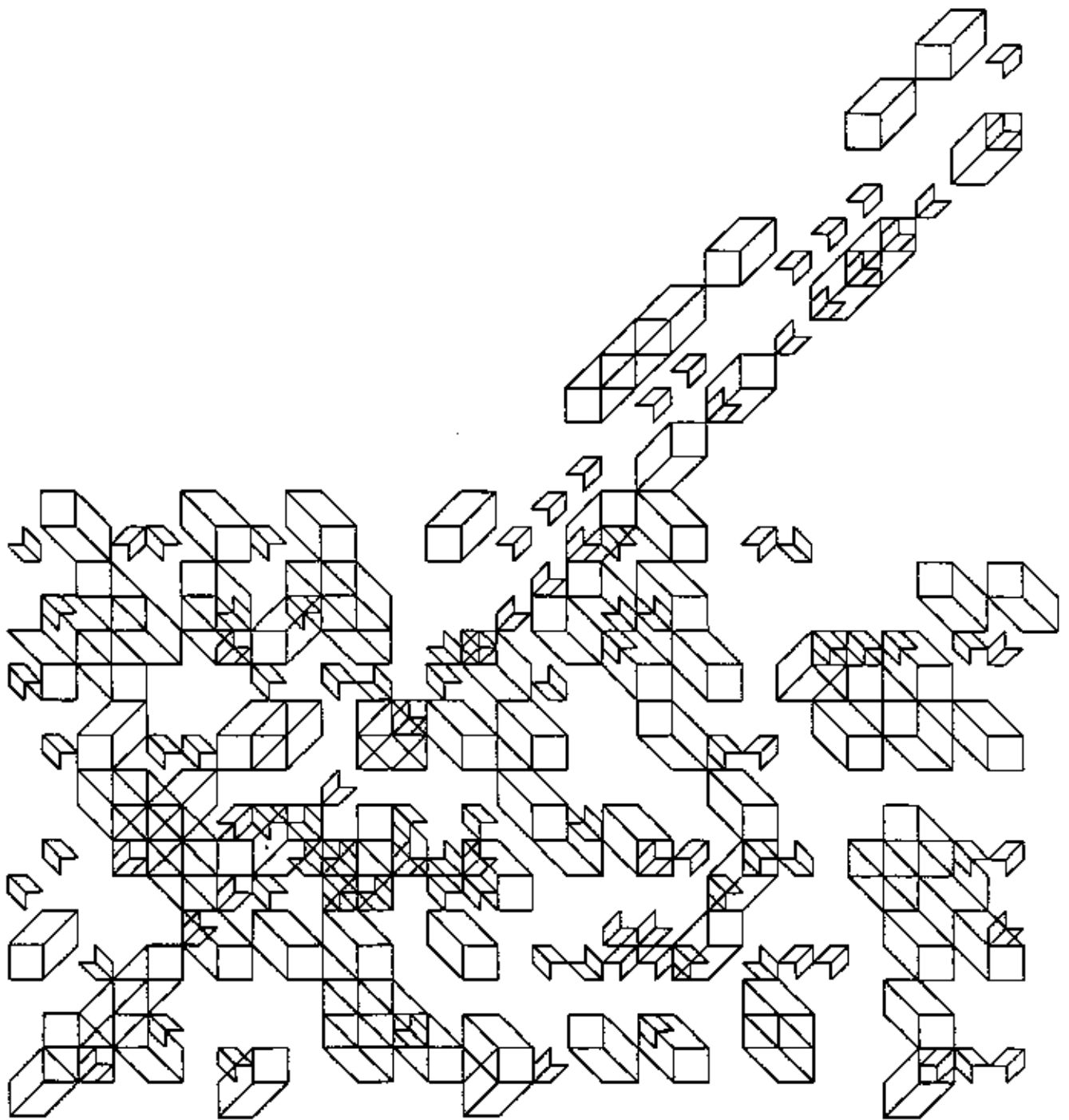
Evt. Begin Pos

Possible Directions





Permitted Directions





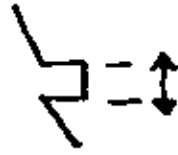
Rotated Zig-Zag (1971)



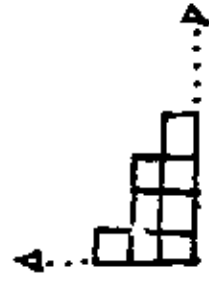
Start position



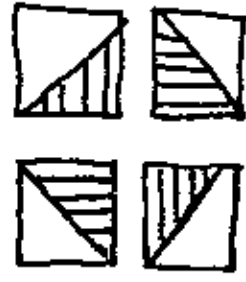
Triangle Base Line



Step size figure size




Number of lengths continue repeat or stop

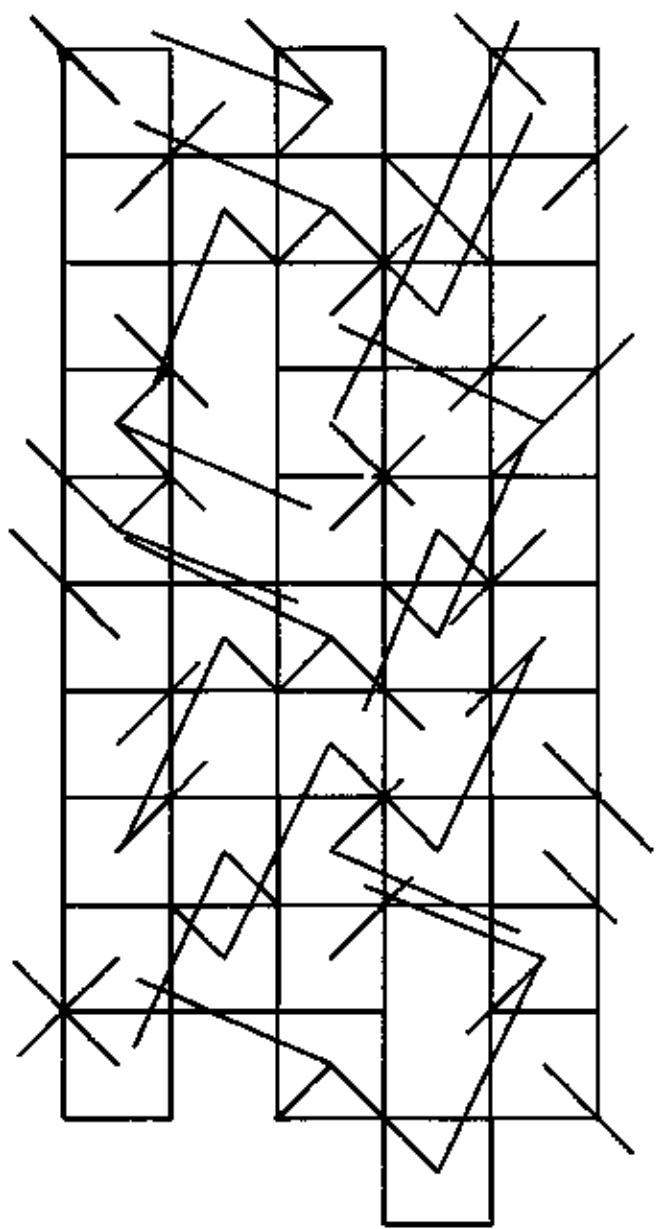
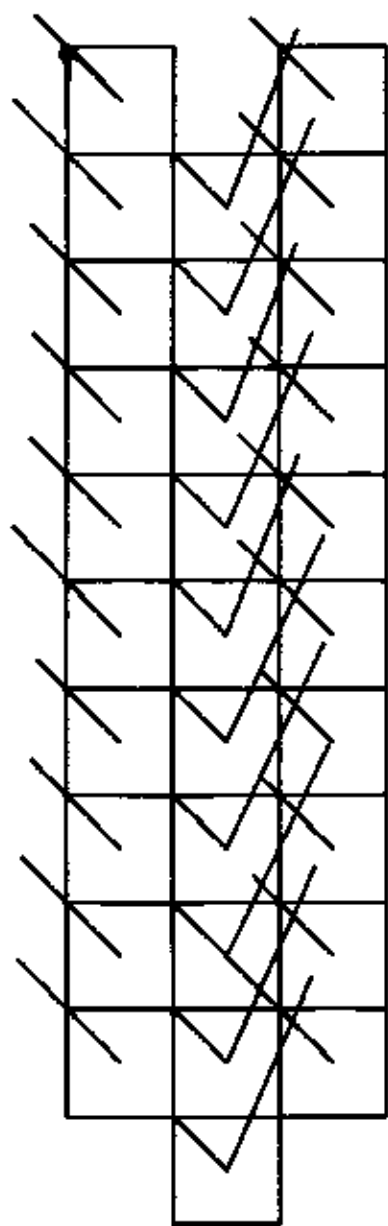


Rotation of figure

CHANCE

CONTROL VARIABLES





CHAPTER 2

UTRECHT

- The search for MORE

Personal

SONOLOGY
(UTRECHT)
1972

Starting Points:

1. Computer \Rightarrow input \rightarrow process \rightarrow output
can be seen as separate modules
ie.

stockexchange \rightarrow music process \rightarrow image

2. Personal Confrontation \Rightarrow
Sculptor
in Electronic Music Environment

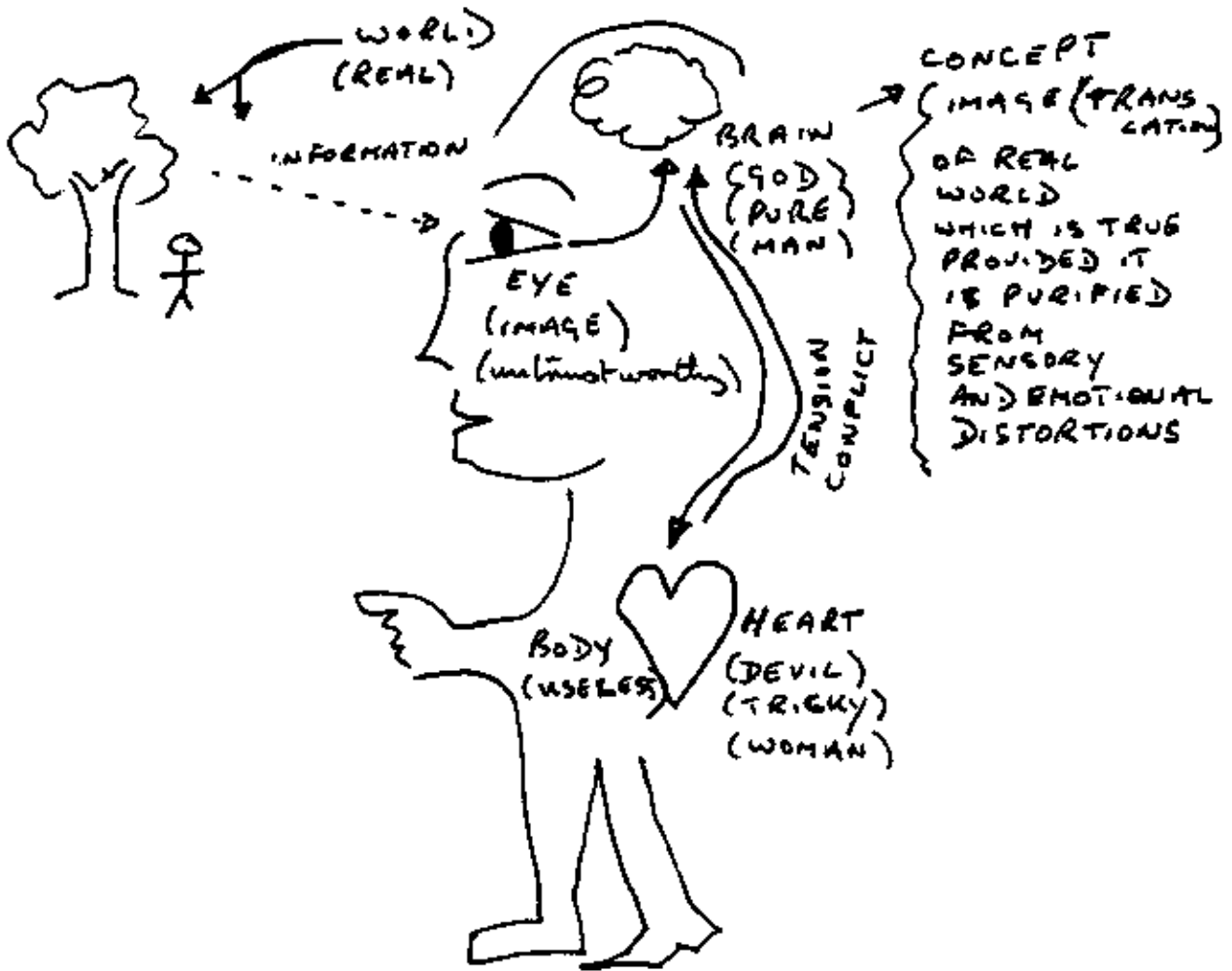
CONCLUSION

REAL TIME (VIDEO) TRANSLATION
IMAGE/SOUND

{ not at carrier wave level }
{ but structural level }

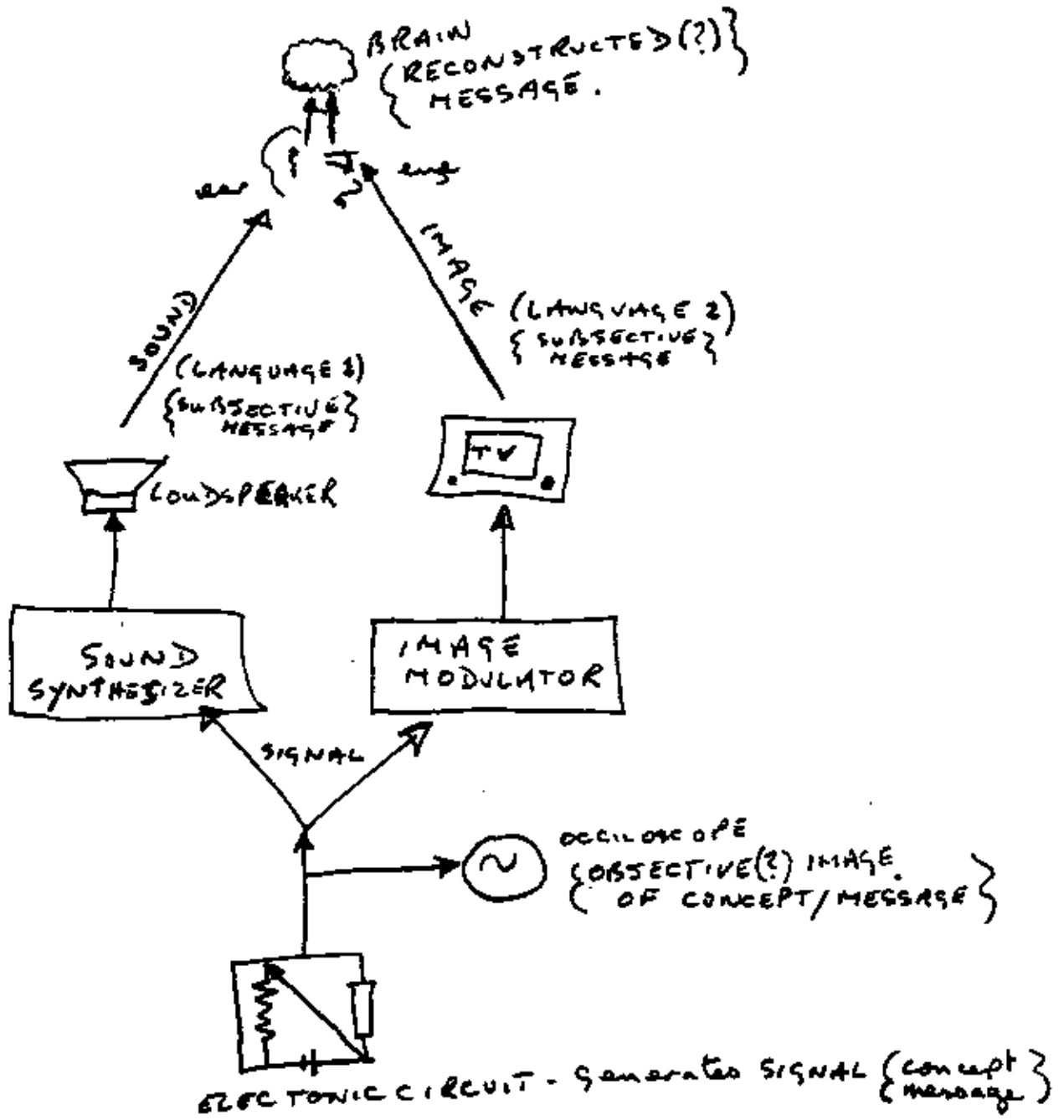
A STRANGE MODEL WHICH APPEARS TO BE OFTEN BELIEVED (BY MEN)

↑
Sany STEINA



AN EXPERIMENT

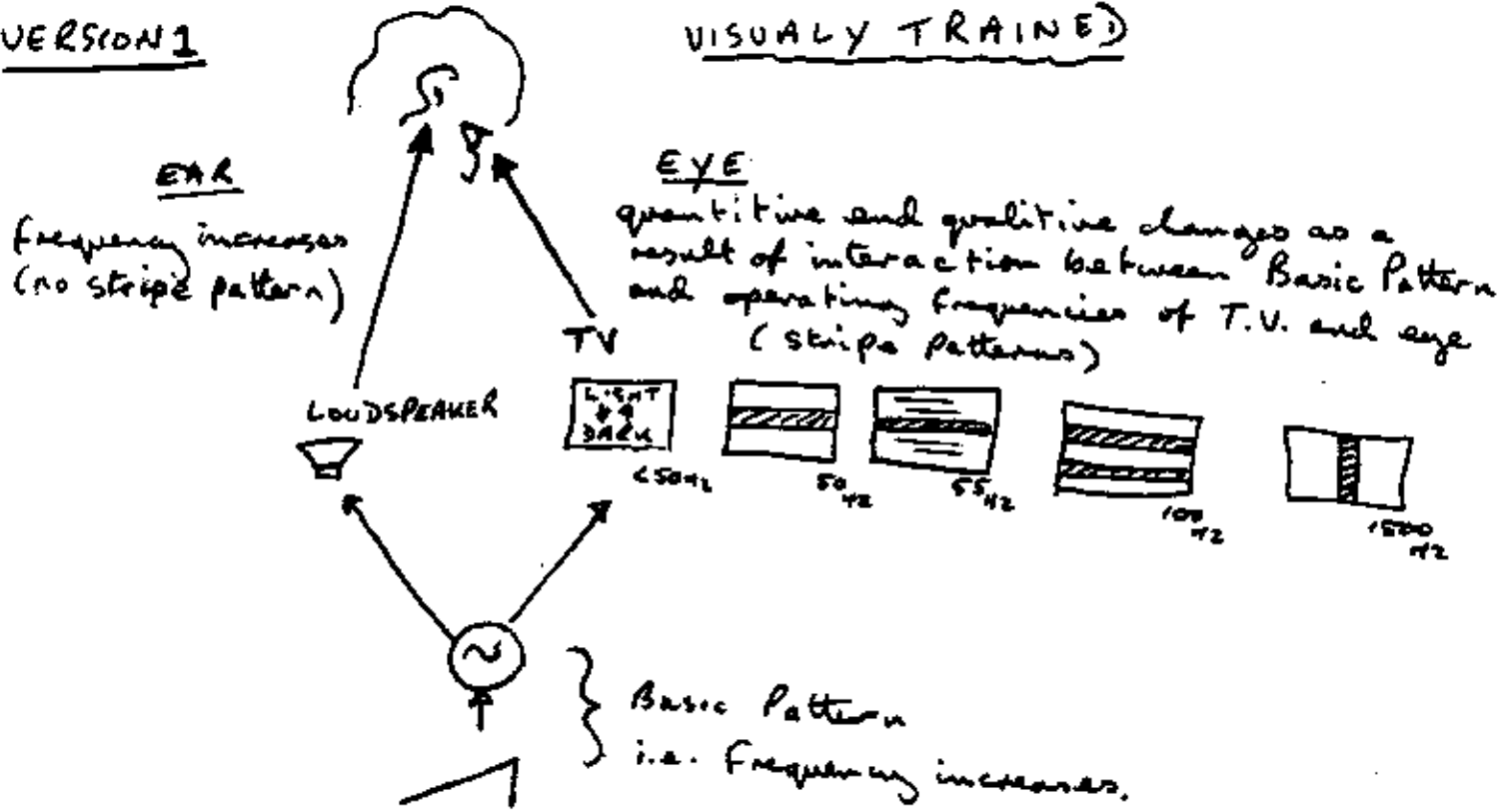
(↓ MODEL OF SUBJECTIVE TRANSLATION OF CONCEPT. CONCRETE)



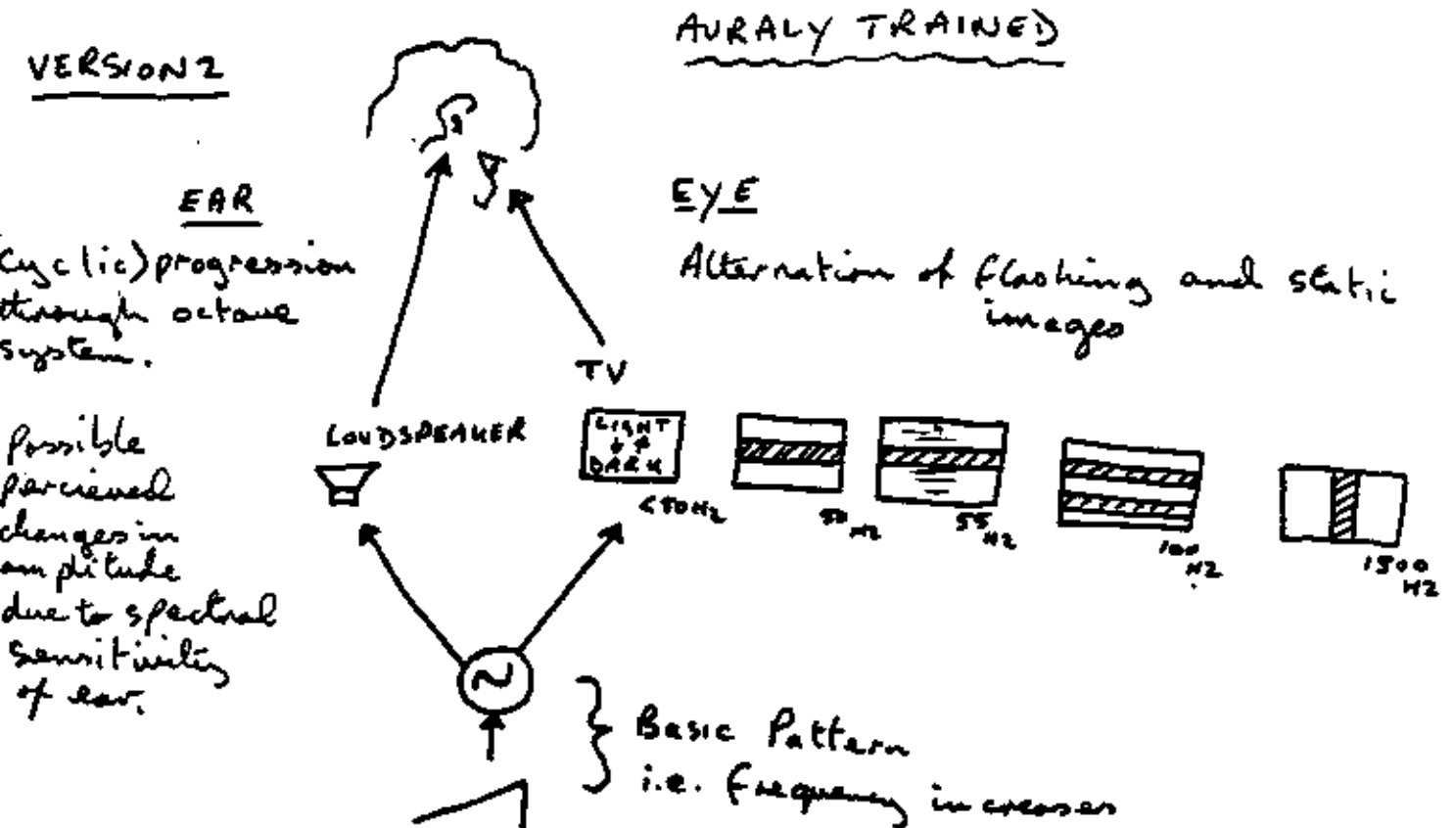
VOLTAGE LEVELS / SOUND / IMAGE are carriers of information
 INFORMATION is considered to be a formal relationship
 i.e. "A" is getting louder
 "B" is leaning to the left.

WHAT HAPPENS?

VERSION 1



VERSION 2



Note:

The work at The Institute for Sonology in Utrecht

was done in the analogue studio

For video documentation see:

Audio Visual Experiments

http://www.li-ma.nl/istoc/catalogue-jart/trevor-batten/audio-visual-experiments/174



The original artwork from Trevor Batten has been recorded in high definition using a high resolution camera and placed on a standard resolution screen. The original artwork was made using a simple oscillator and a simple image generator. The original artwork was made using a simple oscillator and a simple image generator. The original artwork was made using a simple oscillator and a simple image generator.

1. The original artwork from Trevor Batten has been recorded in high definition using a high resolution camera and placed on a standard resolution screen. The original artwork was made using a simple oscillator and a simple image generator. The original artwork was made using a simple oscillator and a simple image generator.

<http://www.li-ma.nl/istoc/catalogue-jart/trevor-batten/audio-visual-experiments/174>


In the above studies there is a fundamental asymmetry between sound and image:

A simple oscillator can generate sound
-but would would be an equivalent "image generator"?

For a more recent digital simulation
of a study for a video based image generator
see:

The Death of Platonicism

Series:



Programme Notes:

A series of Java Applets based on a simple simulation of a TV screen with a variable pulse delay and width controlled via the interface. The process works in real-time and the image is the direct result of the interacting frequencies used.

Philosophically the work demonstrates that not all images need to be representations of a Platonic object existing outside the image.

In other words, there is no bit mapped image: the image is created in real-time as the combined result of interactions between the various frequencies available to process the data by the computer, presenting the results on a screen, perceiving it with the eye and processing it in the brain.

<http://www.tebatt.net/JAVAGALLERY/SKETCHES/PERCEPTION/Plato-Demos/Plato/info.html>

There is also a semantic problem:

What is an "image"
(an image of what?)

AN INTRODUCTION TO CROSS MEDIA MAPPING

<http://www.tebatt.net/CAT/INTRODUCTION/INTRO/INTRO.html>

Based on a reading group at the 'Seizieme Internationale' (Le Centre de Recherches Interdisciplinaires de l'Université de Bourgogne, Dijon) in 1997.

CHAPTER 3

MORE BITS

DIGITALIA AGAIN!

Financial and technical
circumstances
force a return to digital
computer



decisions

- a) Real time (video) image synthesis is too complex
- b) Sound is extra complication (without real training)

Limit research to
GRAPHIC TRANSLATIONS
(plotter)



(WHAT IS AN IMAGE?)

Connections between Points


No. of points

No. of Connections

1  0

2   1

3   3

4   6

5   10



6   15

7   21

8   28

$$V = P \times (P-1) / 2$$

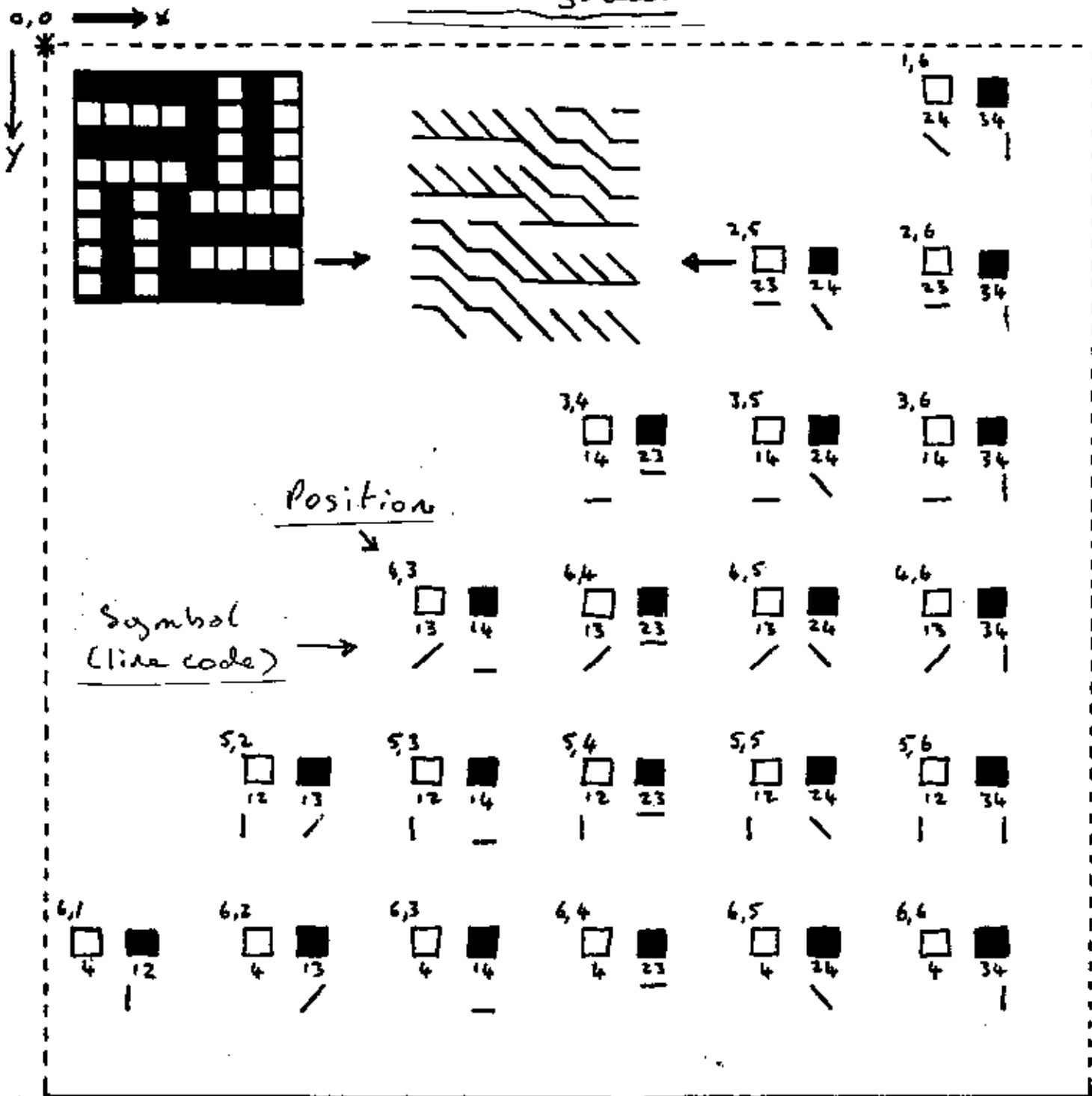
• •
• •




Connections between
4 points

(non homogeneous geometry)

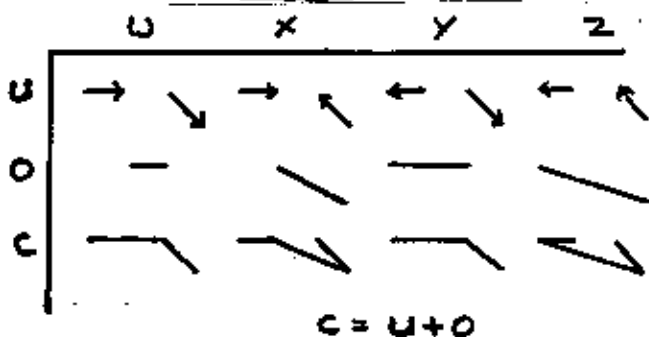
Basic System



Line Direction



Connections



1

14 23

3



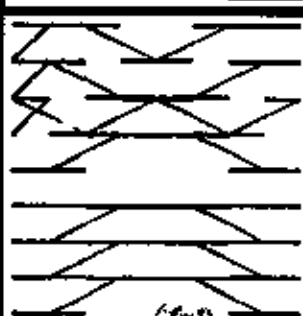
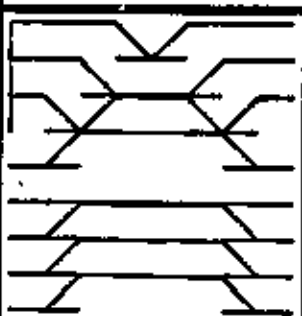


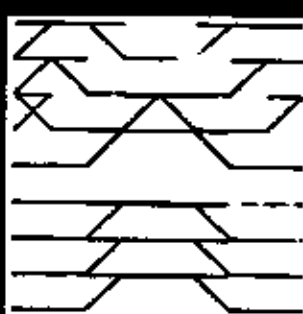
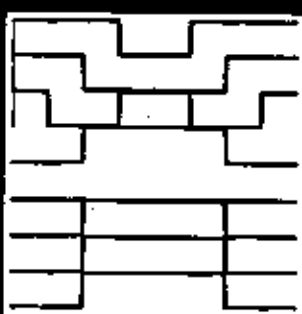
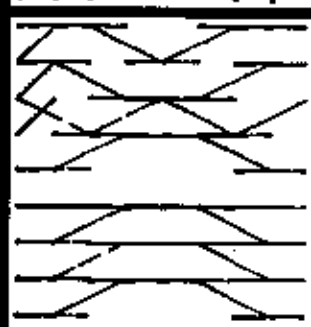
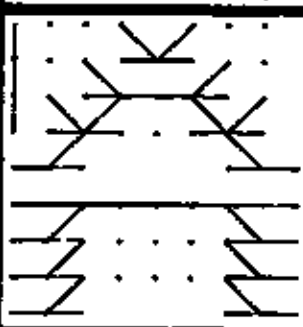


16 24

1










41 23


4


41 32





1-4-95











CHAPTER 4

TOWARDS A NEXUS
OF
IMAGE STRATEGIES

A PROBLEM

SOUND \Rightarrow IMAGE

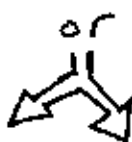


IMAGE \Rightarrow SOUND

SOUND IMAGE

TRANSLATIONS DIFFICULT
DUE TO LACK OF IMAGE GENERATOR
(at that time)
1976-78



BUILD AN IMAGE
GENERATOR



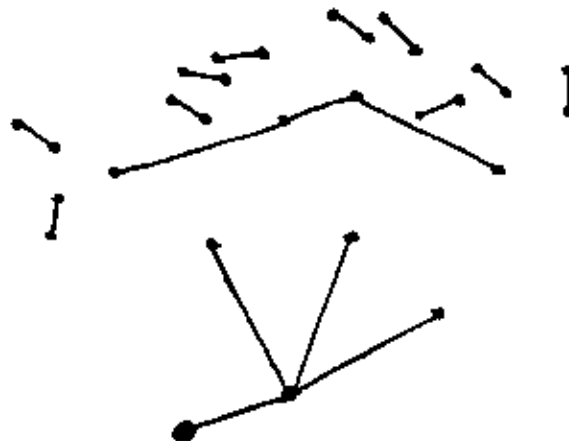
WHAT IS AN IMAGE?

In order to investigate the effects of translation in the visual creative process one needs a number visual languages to be available for inter-translation.

A first step in this process is a search for different ways of describing, generating and analysing images. In order to depart from the limitations of a mathematical approach in terms of X and Y co-ordinates a deliberate choice was made to approach the problem from the view-point of an artist.

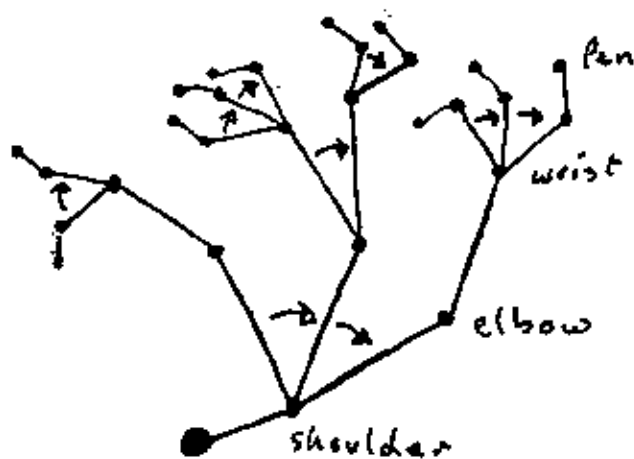

One such approach is that of the moving arm. Although eventually the movement must be translated to X and Y co-ordinates (for the plotter) one thinks in the first place in terms of relative movements of the angles formed by the joints in the arm. The human arm also has a number of restrictions in the freedom of movement but the model is free to accept these restrictions or reject them.

The information required to specify a complex drawing is less when specified in terms of relative arm movements than when specified in terms of X and Y co-ordinates. The visual complexity is not directly related to the conceptual complexity.

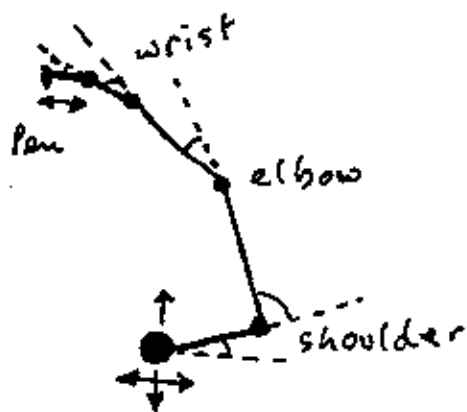


Movement (mixed)

Arm Movement (1984/85)



Movement (arm)



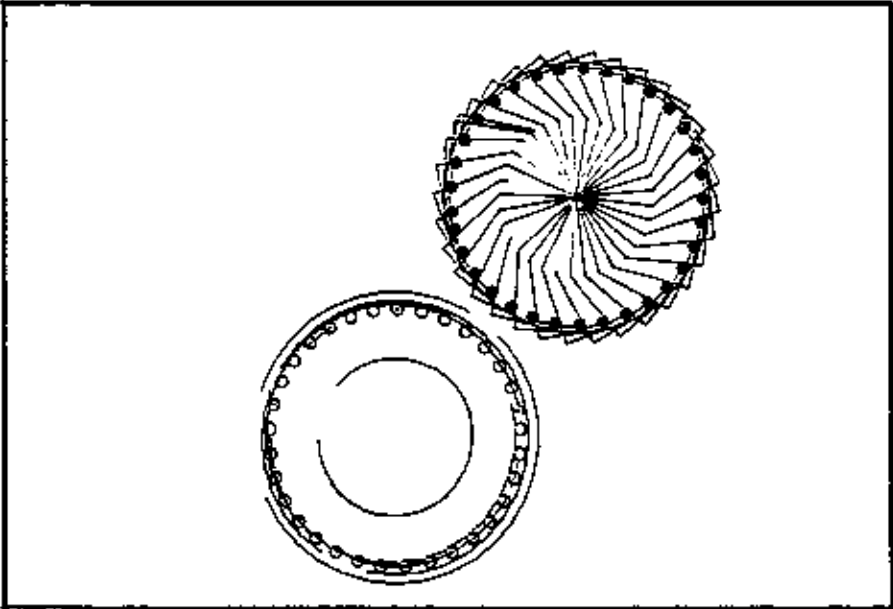



Basic System



● shoulder


Movement (point)





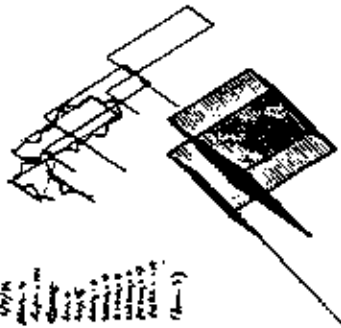
Small, illegible text or markings, possibly a signature or a label.

A small, square symbol or mark.

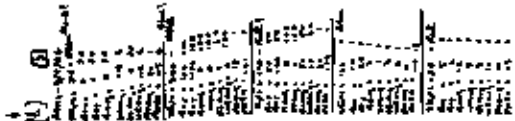


A small, illegible text or marking.

A small, square symbol or mark.



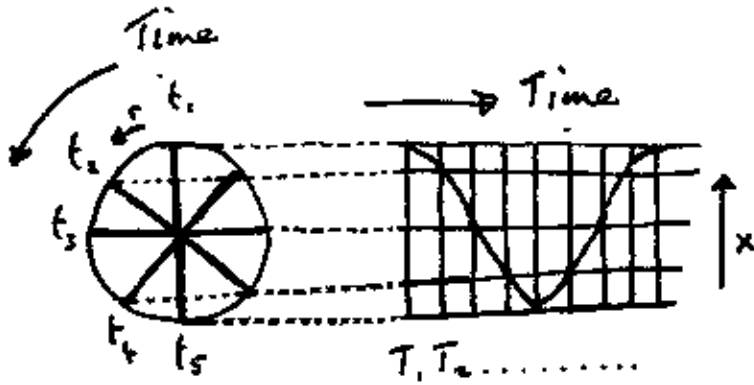

Small, illegible text or markings, possibly a signature or a label.



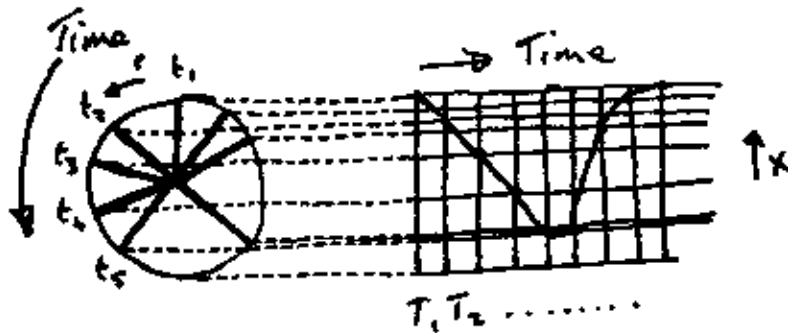
Scientific Tits (1985)

Translation Rotation & Vibration

$x = \sin(r)$

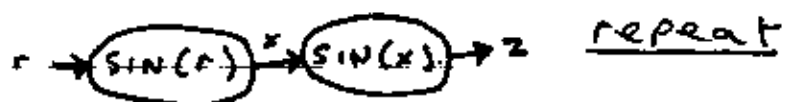
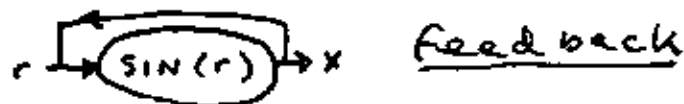
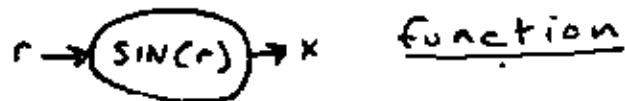


Regular Rotation



Irregular Rotation

By substituting x for r
(feedback) Irregular Rotations
are generated




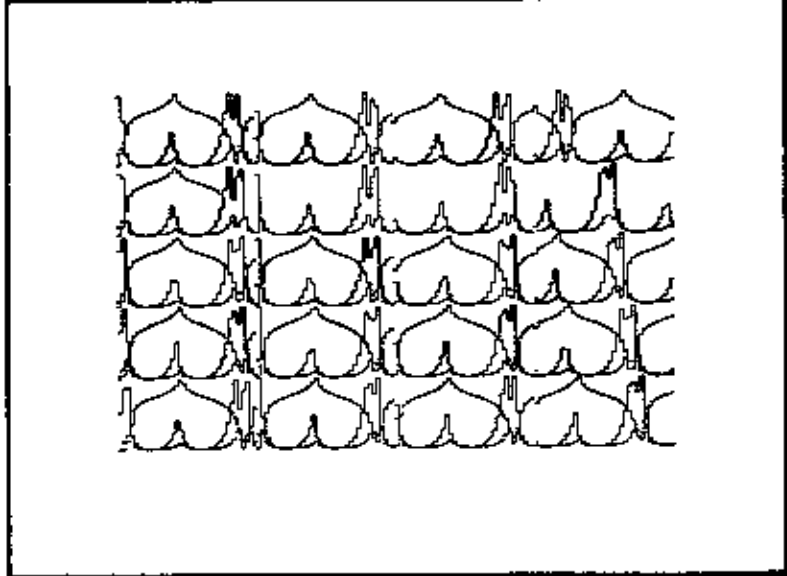
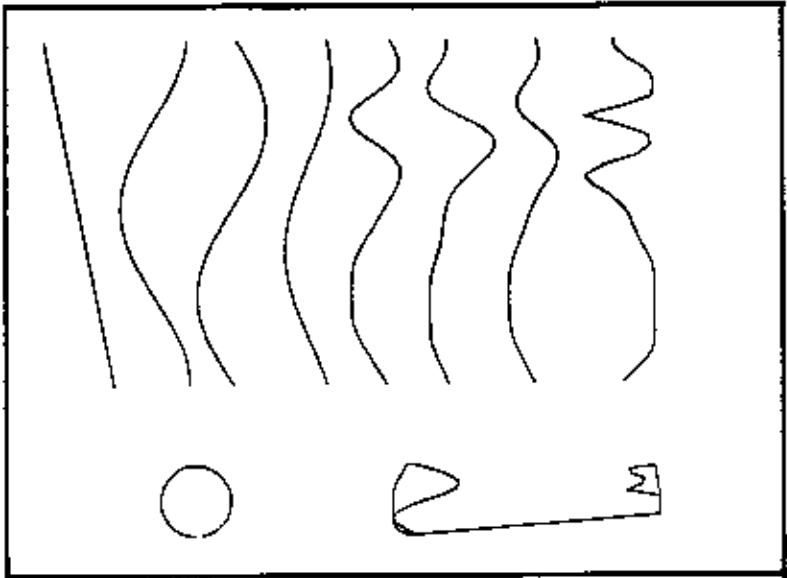
This drawing has a purely "scientific" origin.







The arm movement studies described earlier were based on relative movements within a chain of connected circles. In practice, this meant that each "joint" has its own clock and a certain radial increment for every "tick" of that clock. For example, the wrist may move in steps of three degrees while the elbow moves in five degree steps -but only after the pulse has moved twice. Angular movement can be between two extremes or a continuous circular movement.

Such a system of movement is rather primitive and because the movements are not gradual the drawings can be rather jagged. The speed of change also remains constant in contrast to a real arm which is capable of subtle variations in speed.

In order to make more complex movements one must make a conceptual machine capable of generating a series of values exhibiting interesting patterns of variation within the series. These data can then be used to control the arm movements.

Certainly for an artist, mathematical patterns are easier to find when the information is presented visually. The original function of the elements of this drawing was to make these patterns visible in order to test the machine generating them. Despite the "scientific" origin certain associations do seem to be generated.





Metapraktica

Without order there is chaos

Ordered actions (or events) form a system
The totality of a system forms a space

The world is multi-dimensional

By seperating the dimensions we generate a
set of interrelated spaces

every sense organ

every medium

every language

every system

defines its own space

An action may occur in one space
and the result experienced in another

The task of science and art is to search
for the interrelations between the spaces

Thus can we understand our world
by transforming chaos into images

The images do not (cannot) always correspond
to reality

The more control we have over our images
The more control we have over our world

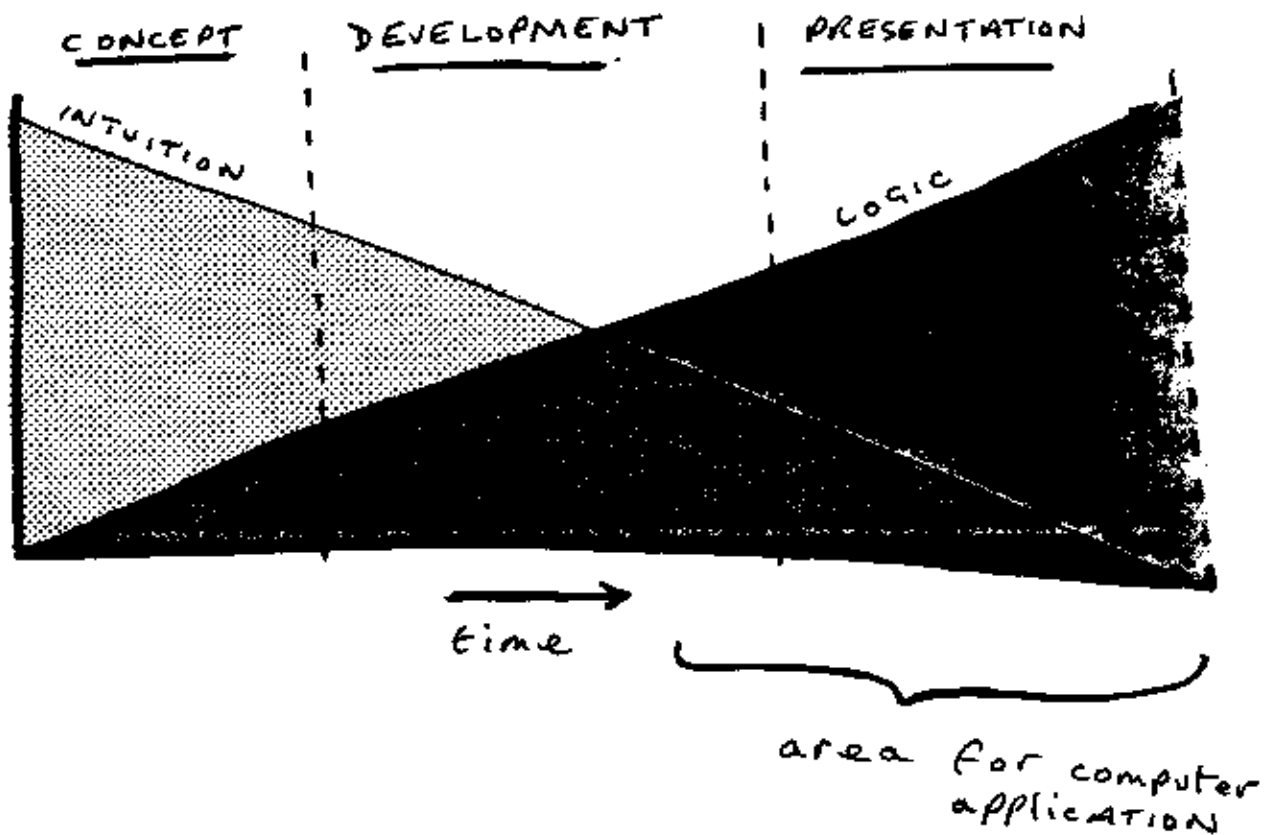
CHAPTER 5

PRACTICE TRANSLATED INTO THEORY

(Ontological Generation within a
Nexus of Translations)

USE OF THE COMPUTER IN THE DESIGN PROCESS

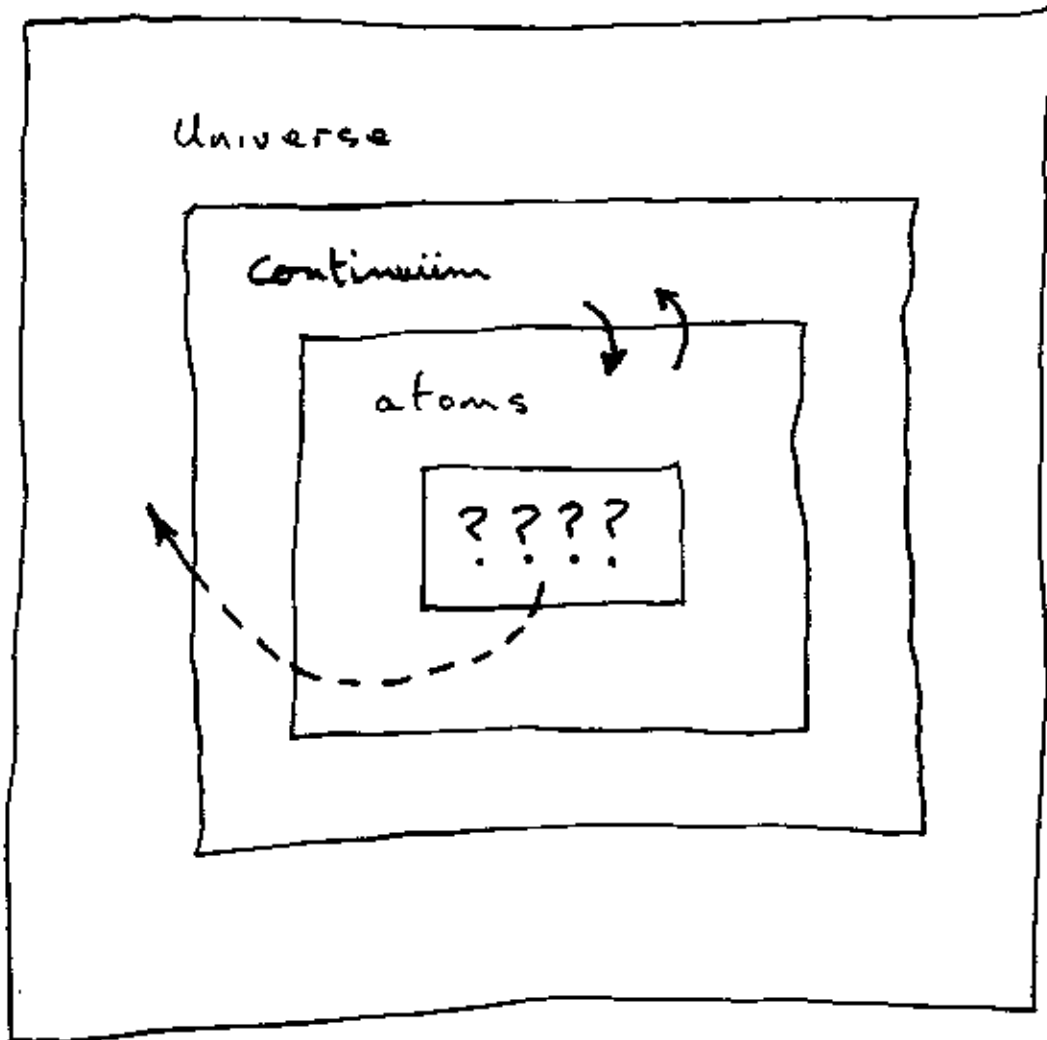
(after v.d. Toorn Vrijthoff)
- Total Design



NOTE: OPPOSITION LOGIC AND INTUITION.

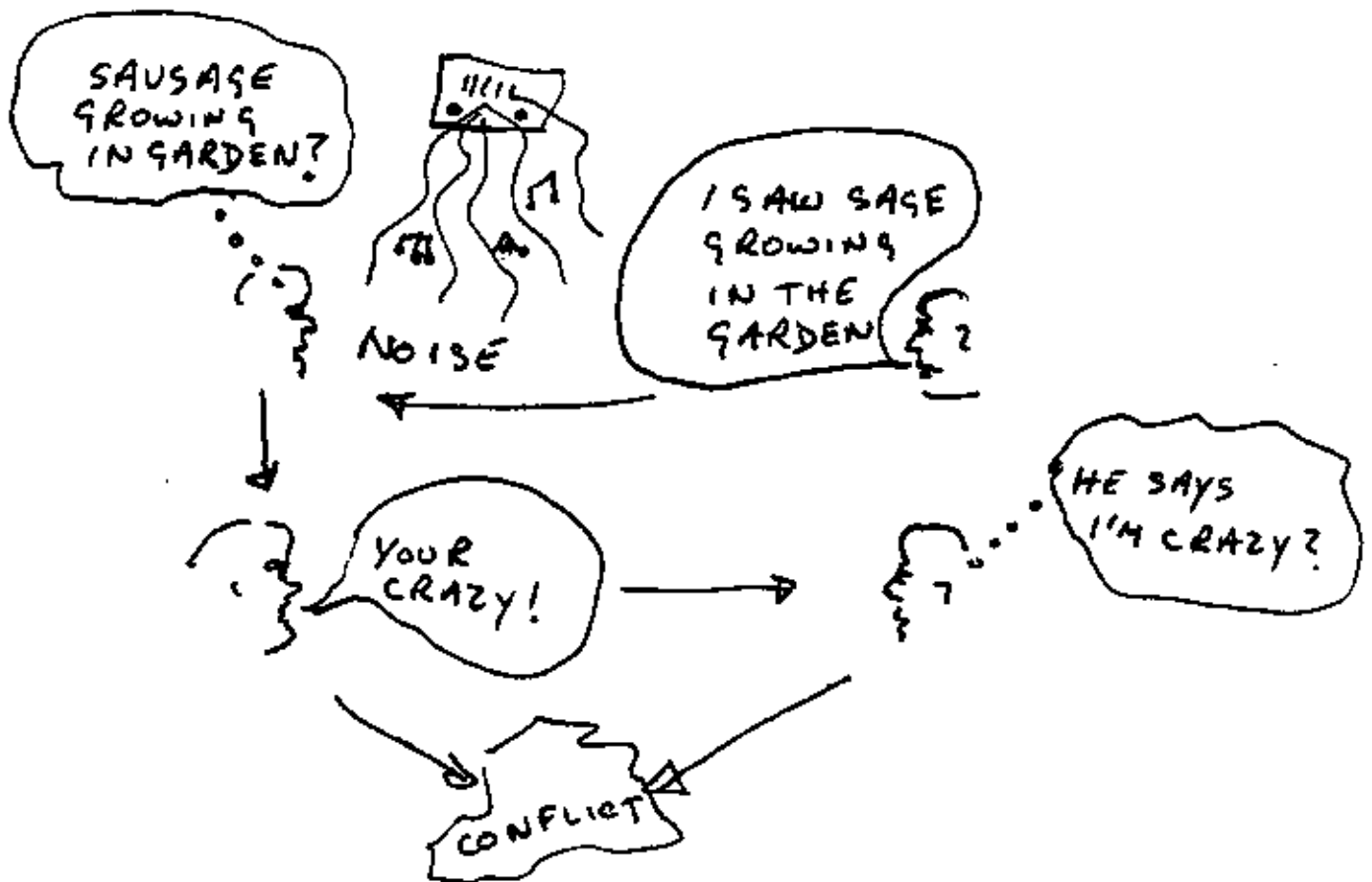
PERCEPTUAL LEVELS IN PHYSICS

(Near Prof. C. Hirsch)



Note: Problem reduced
to
relationships between
descriptions

NOISE AS A CREATIVE MEDIUM

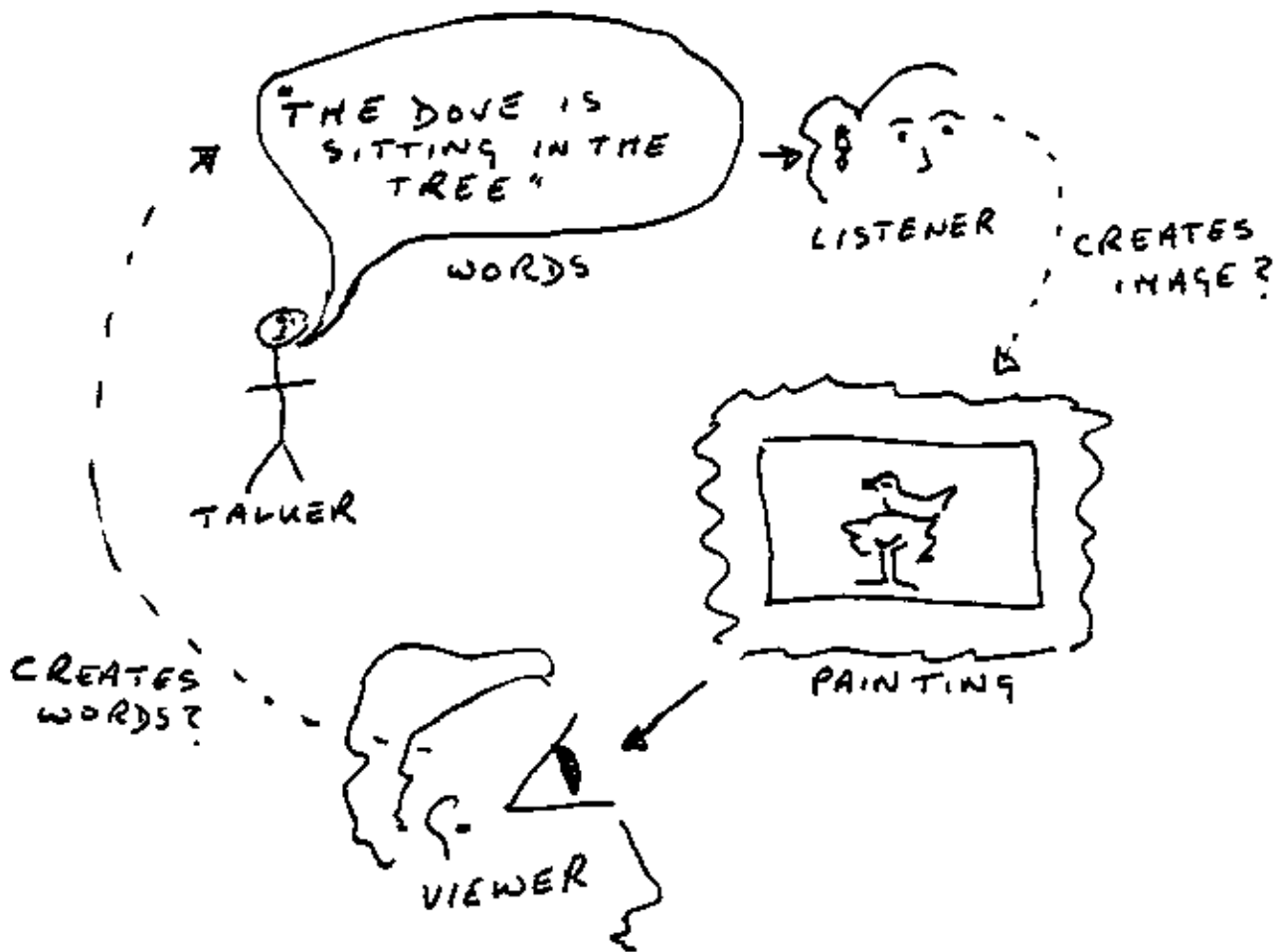


DISTORTION IN COMMUNICATION IS

BOTH CREATIVE (NEW MESSAGE)
AND DESTRUCTIVE (MESSAGE CONFUSED)

ART ENCOURAGES NOISE
SCIENCE DISCOURAGES NOISE.

WHAT IS THE LANGUAGE OF THE MIND?



When I hear the words do I ^{imagine} create the image?
When I see the picture do I image the words?

Are my thoughts words
images
neither
both ?

PERCEPT / CONCEPT REVISITED



PERCEPTION IS BASED ON CONCEPTION

{ you hear what you're listening for }
{ you don't hear what you're listening for }
{ you don't hear what you're not listening for }

4. When do you hear what you're not listening for?
a conflict with your expectations.
a violent change

BUT WHERE DO THE CONCEPTS COME FROM?


FROM GOD?

FROM PERCEIVED EXPERIENCE?

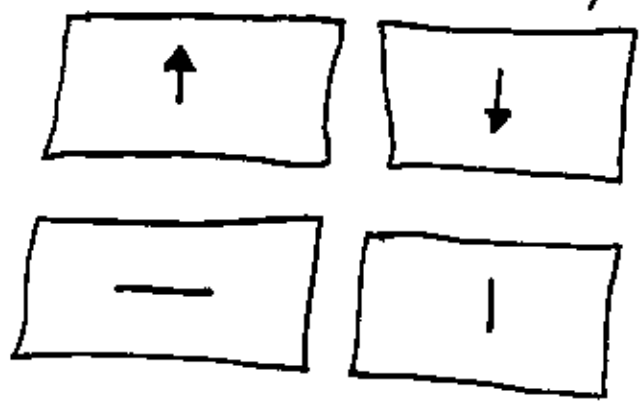
PERCEPT ↔ CONCEPT

THE MULTI-SENSORY NATURE OF VISION


ASYMMETRY OF HUMAN BODY




ASYMMETRY OF GRAVITY




THE RECORD OF A MOVING OBJECT IN CONTACT WITH THE PAPER:



Natural and unnatural body movements
(natural radii of the human drawing machine)

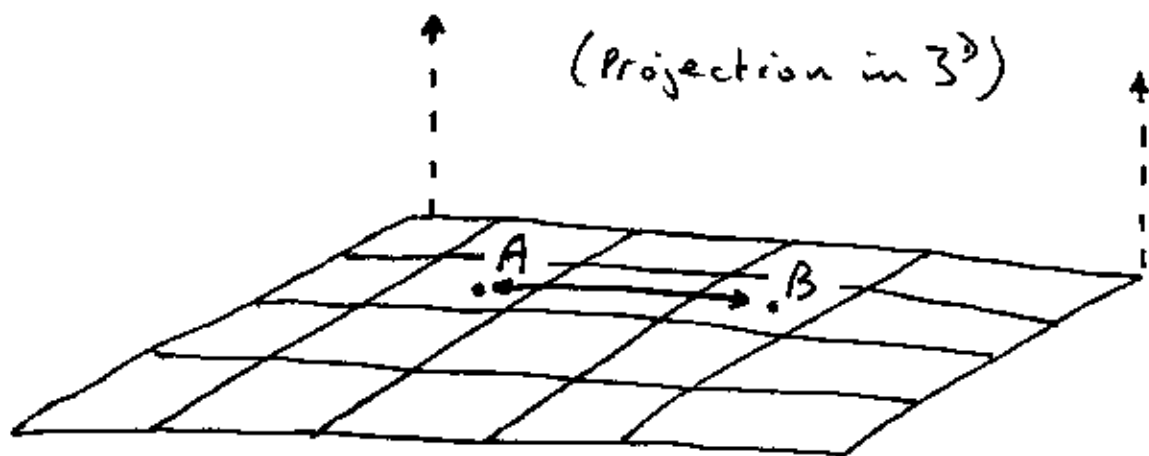


THE MULTI MEDIA NATURE OF MUSIC



EVERY ACTION REFLECTS A STATE OF MIND
 EVERY SOUND REFLECTS AN ACTION
 THE ENERGY OF ITS EXCITATION
 ITS ELASTICITY
 THE VOLUME OF THE VIBRATING MASS

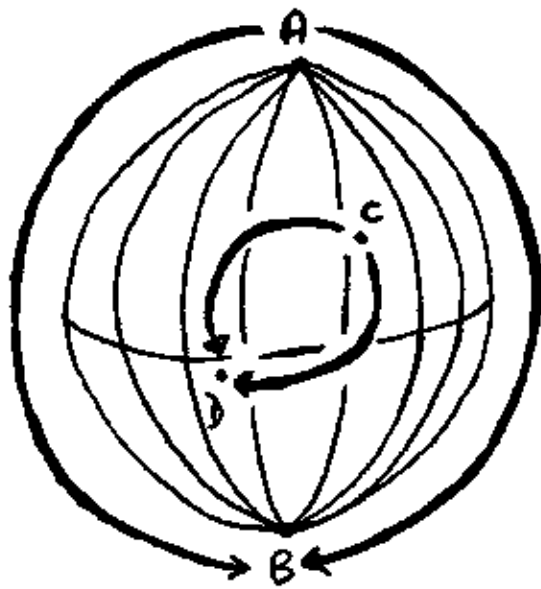
GEO-METRY



One Line AB

EUCLID

- flat
- Homogenous
- Theoretical



infinite no. of lines AB
2 lines CD



NON EUCLID

- Curved (?)
- not Homogenous
- Pragmatic

Discovered approx. 1833

Thought to be exceptionally BIZAR!

By considering NON EUCLIDIAN SPACES as
CURVES IN EUCLIDIAN SPACE

EUCLID IS PERPETUATED AS OBJECTIVE
REALITY!

THE TRIUMPH OF EUCLID!

(after Buckminster Fuller)



NOISE IS RANDOM —

IS THE DISTORTION RANDOM?

NO! — THE GEOMETRY OF EACH
MEDIUM IS DIFFERENT.

TRANSLATION CAUSES DISTORTION

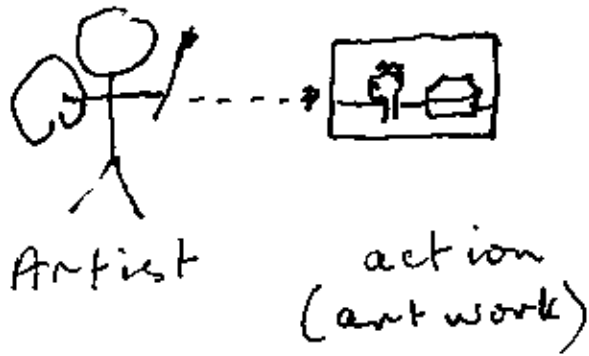
— THE INTERACTIONS BETWEEN
THE GEOMETRIES
GENERATE
NEW OBJECTS

CHAPTER 6

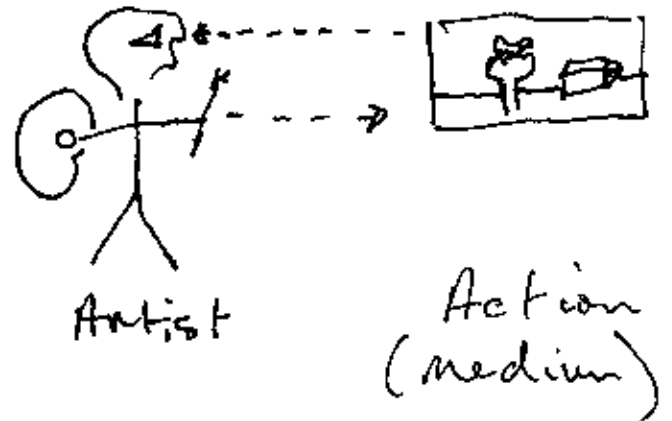
TOWARDS A PRACTICAL PEDAGOGY

ART

EXPRESSION



DIALOGUE



Art is not Expression!

The Art
is to build a conceptual machine
That
can facilitate
The Dialogue

Axioms

a PATTERN is
a collection of relations
between objects

a SYSTEM is
a dynamic pattern

a rule implies a pattern
a pattern implies a rule

HUMAN BEHAVIOUR is
reducible to
a rule-bound
manipulation of patterns
-pattern making
-pattern recognition
-pattern transformation

ART in principle
SCIENCE in general
MATHEMATICS in particular
are systems
for manipulation
of patterns

the COMPUTER
is a machine for manipulating
existing or non-existing
patterns

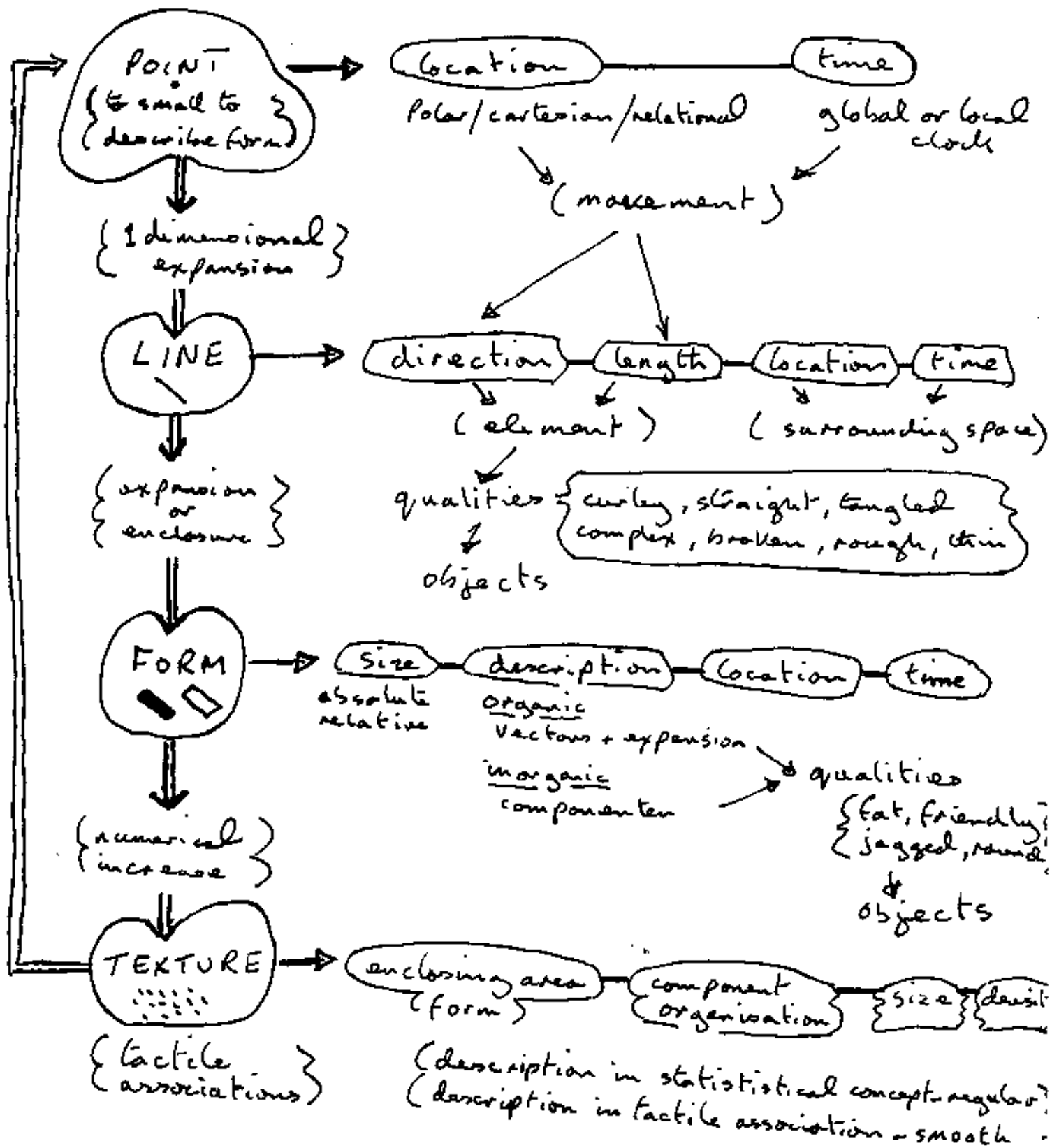
the PATTERN derivable,
from an OBJECT

is dependant on
the DESCRIPTION
of that OBJECT

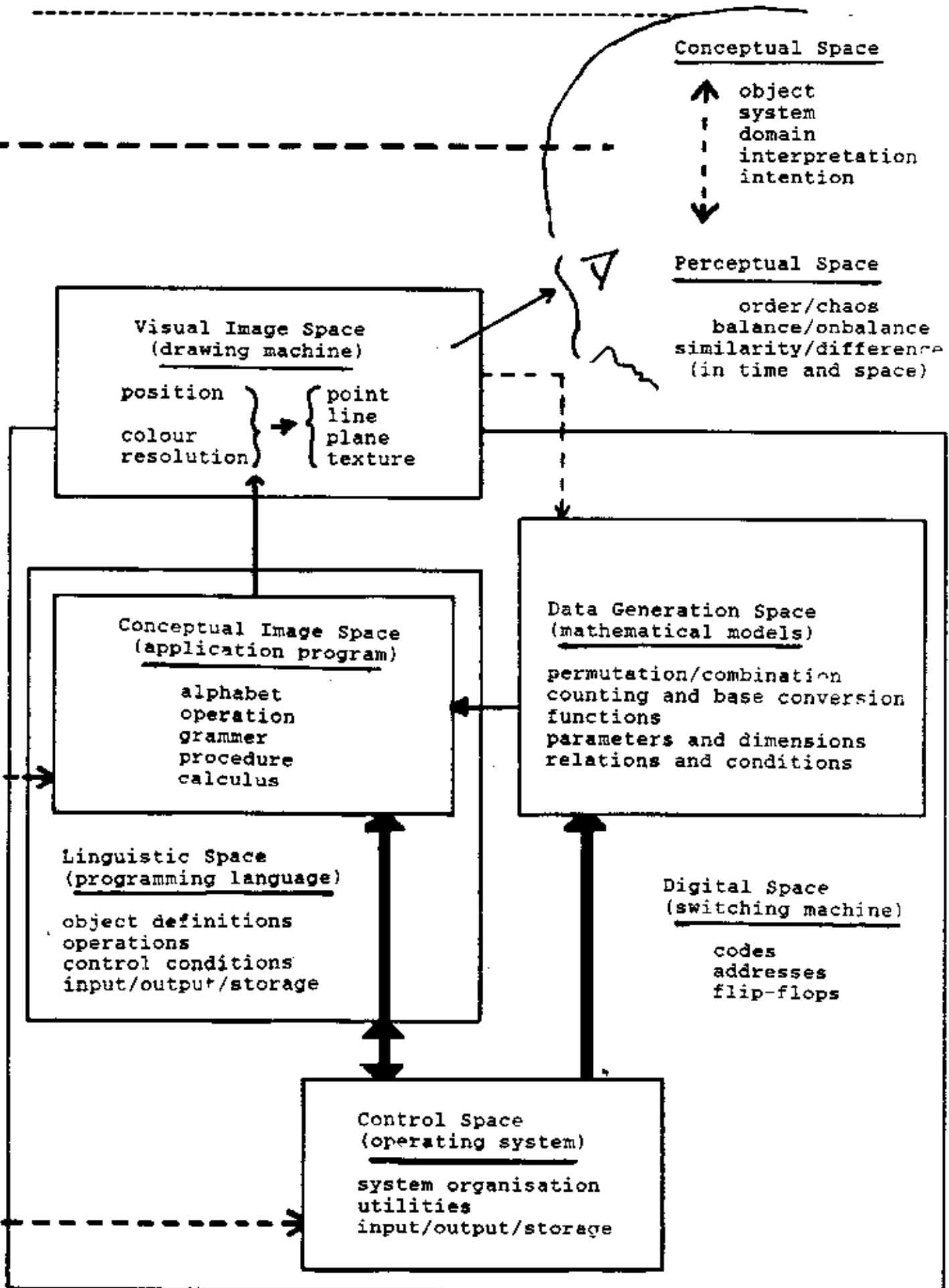
by OBJECT is
also SYSTEM understood

A Possible Visual Description Language Nexus

(perceptual abstract - based on Paul Klee)



{ Also clues to establish mappings to other domains
 i.e. sense organs - for example speed of brushstroke }



A Linguistic Sketch of a Visual Nexus

WARNING!

AN INTELLIGENT COMPUTER
MAY BE POSSIBLE.

IT MAY BE

JUST AS

NEUROTIC

PIG HEADED

SELFISH

AND

UNCONTROLLABLE

(ununderstandable)
and
(devious)

AS HUMAN INTELLIGENCE

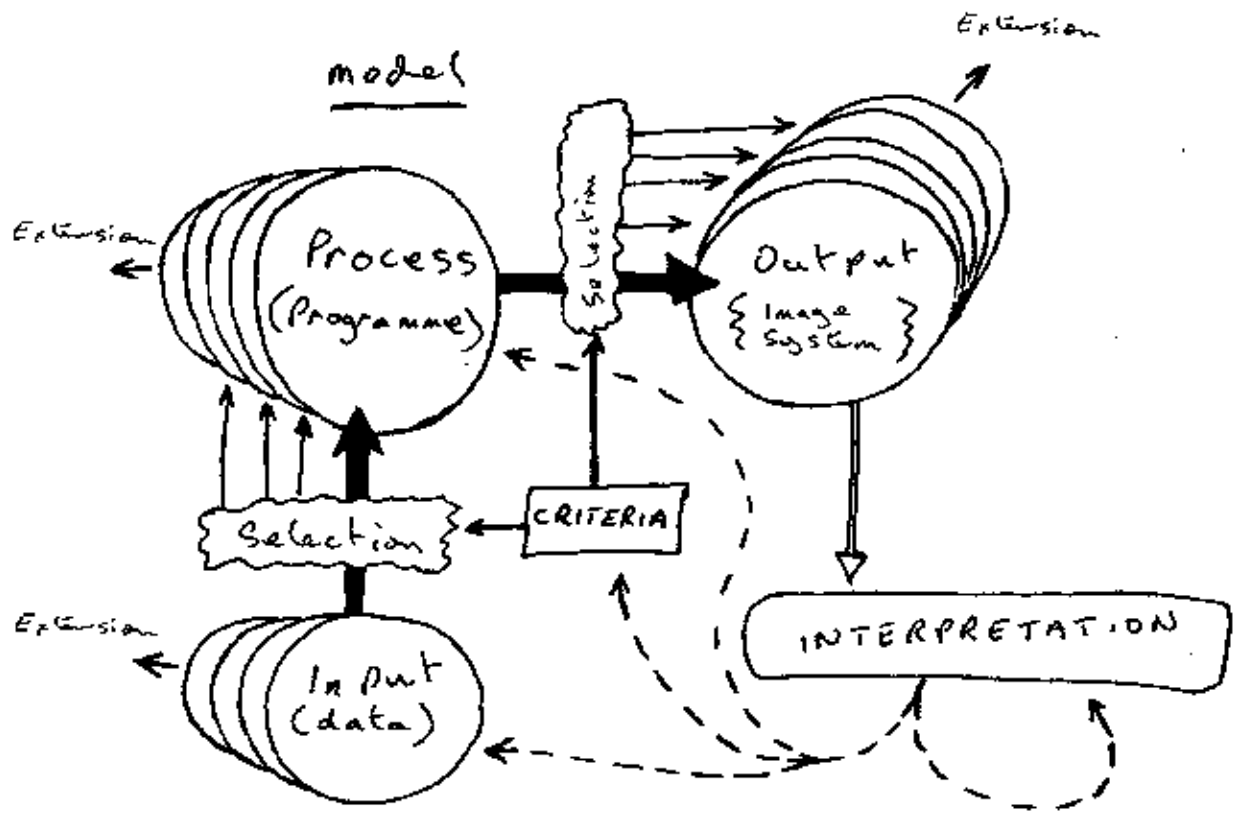
- IT MAY NEED TO BE

AS PART OF ITS NATURE

INTELLIGENCE IS DANGEROUS
STUPIDITY IS DANGEROUS

LIVING MAY BE BAD FOR YOUR HEALTH!

STRATEGY FOR a DIALOGUE



Strategy

Syntactic

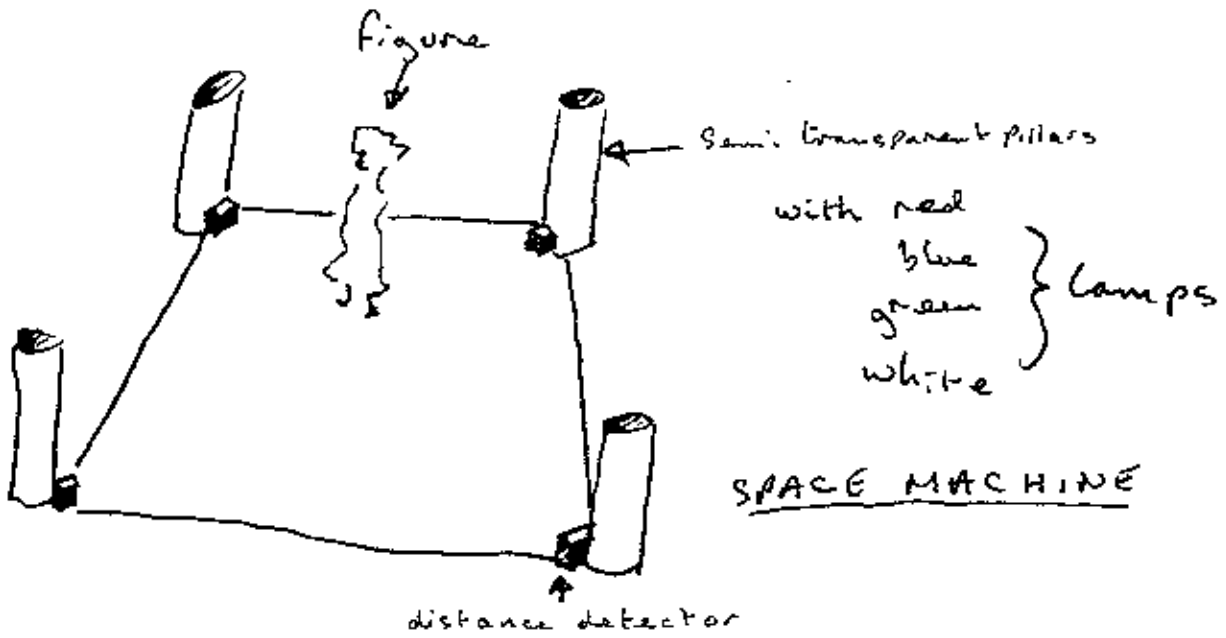
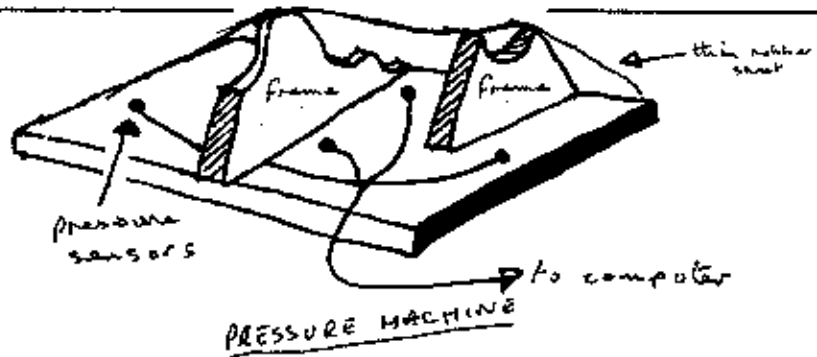
What happens when
 - programme changed
 - data changed

Semantic

"Interpretation" puts image in context
 for example:

Can programme do this?
 YES → what data?
 NO → what changes needed?

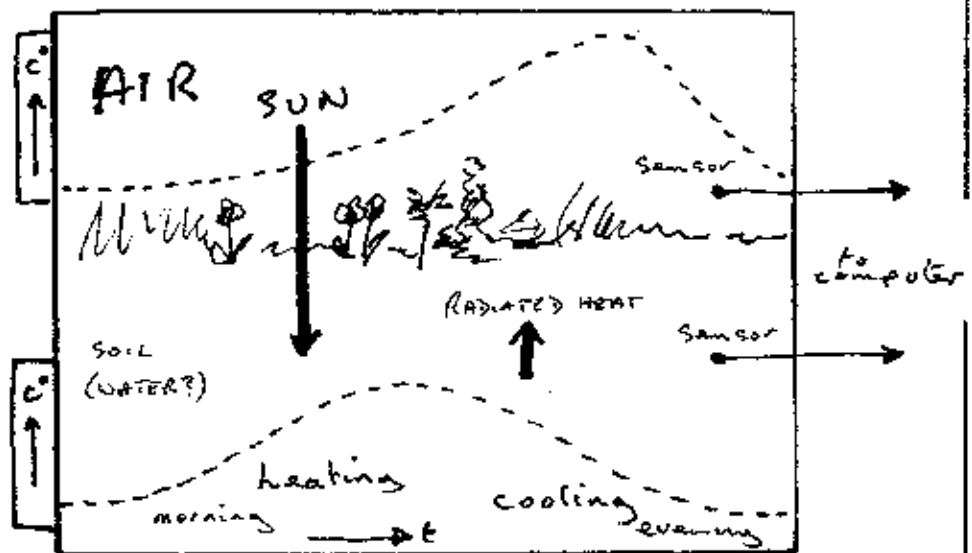
EXTERNAL COMMUNICATION



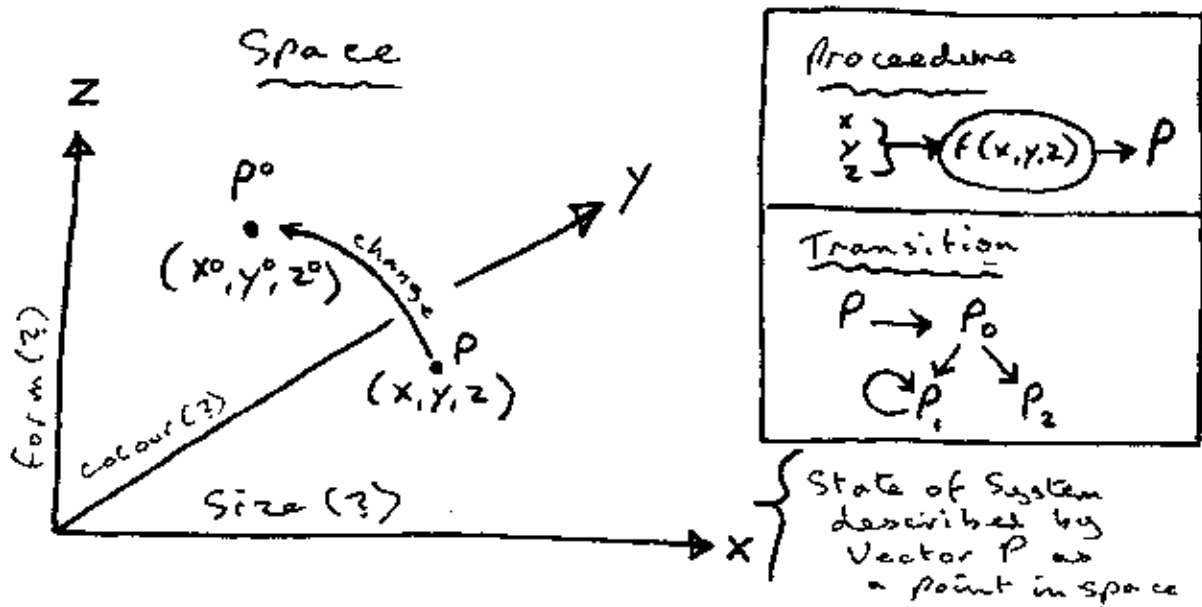
COSMOLOGICAL MACHINE

Application:

- Video Projection
- Kinetic Image
- Sound
- etc...



SPACE FOR A DIALOGUE



Space → Ordered collection of possibilities
(State of a System)

Procedure → Specifies (or moves) a point
 - inside a space
 - between spaces

Depending on Conditions (Rules)

- inside a dimension (Parameter)
- between parameters
- between spaces

The Rules determine

The characteristics (geometry)
of the Space (and vice versa)

Definition of the Space

Number and type of Parameters

- quantitative (measurable)
- qualitative (indexed, description, etc)

Relations between Parameters

- deterministic } function
- Random

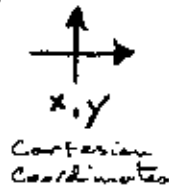
is the 1st level of Aesthetic choice

Transition within space is the 2nd level of Aesthetic choice

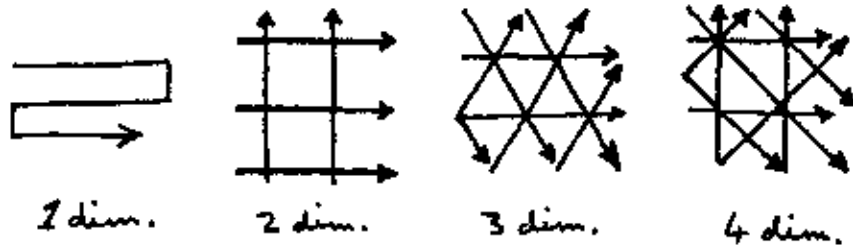
EXAMPLES:

Definition of the Space

Coordinates:

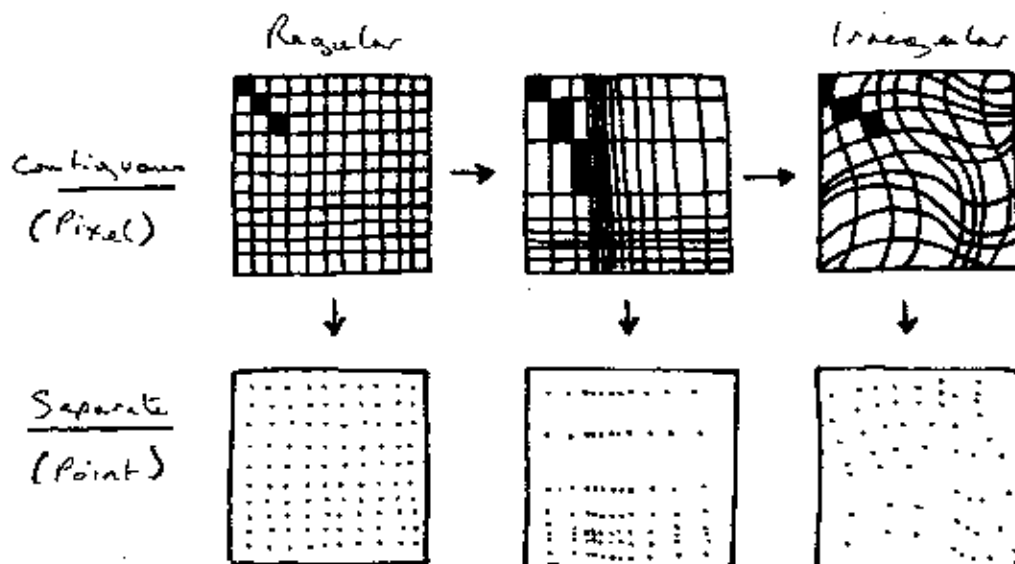


Dimensions:

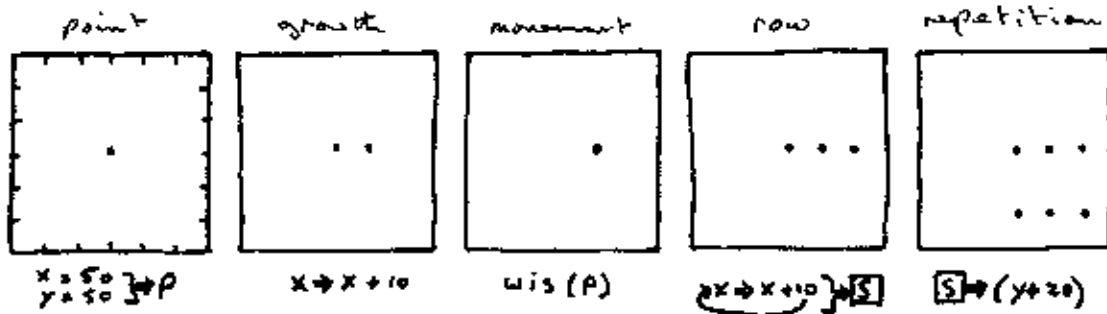


Dimension control = Composition control

Form:



Manipulation of the Space




Chaos + Order
{ control over }
Random




De Ruimte binnen de Ruimte

Treatment of points



- Points can:
- be created
 - be moved within space
 - be moved between spaces

Forms:



Space:

- distort space
- re-order space
- swap dimension

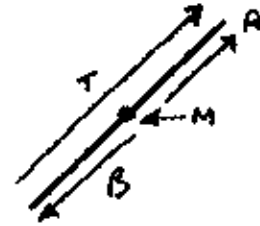



Simple Functions

Tug O' War


This Tug O' War game is played with two people. Put a matchstick on the middle square. Sitting opposite each other each person throws the dice on alternate turns and moves the matchstick in their direction according to the score on the dice. When the matchstick moves over the next square then that player has won the game.

(Bobo)

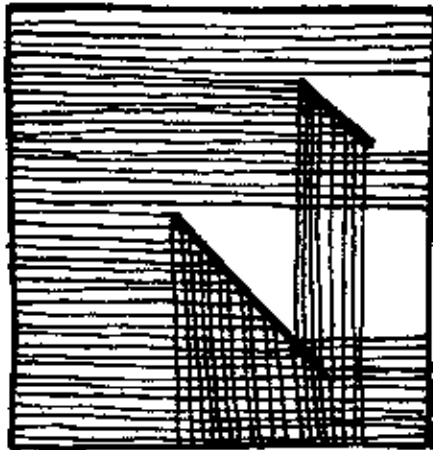


- (i) $R \rightarrow \text{Chance } (A_R, B_R)$
- (ii) $T \rightarrow T + A_R$
- (iii) $T \rightarrow T - B_R$
- (iv) $A_w = 1$ When $T > M$
- (v) $B_w = 1$ When $T < M$
- (vi) $N = 1$ When $T = M$
- (vii) $A_s \text{ and } B_s = \text{Score } A \text{ and } B$

Data as Image



Reflections (force fields)

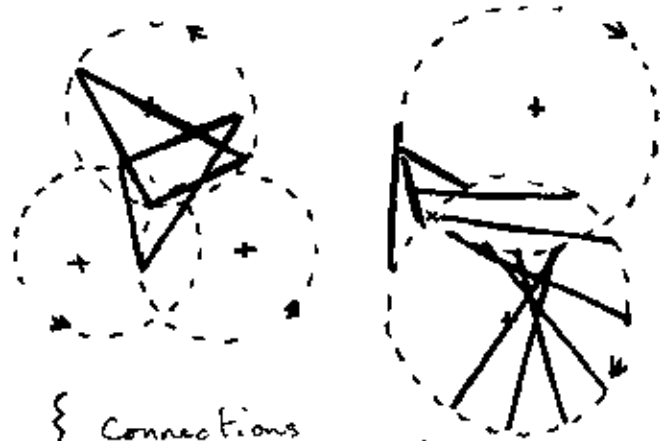


{ matrix with rules
to change direction }

(ie. light direction
and reflecting angle
or wind/water
flow, etc.....)

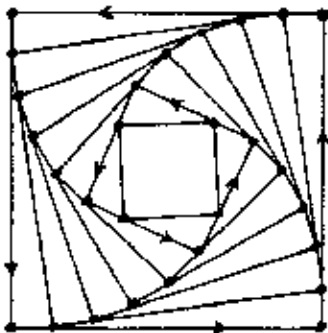
Interactive functions

Simple Rotations

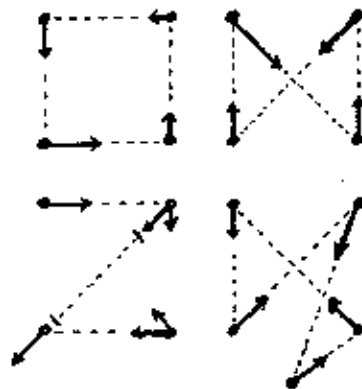


{ Connections
between
rotating points }

Four Stalking Flies

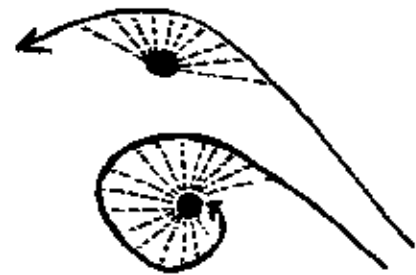


Different:
- no. of flies
- varying speeds
- directions




Use as data

Complex Rotations

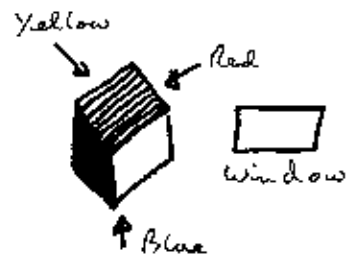


for example,
Solar System
{ gravity, mass, }
velocity

ROTATING CUBE (transformational grammar)



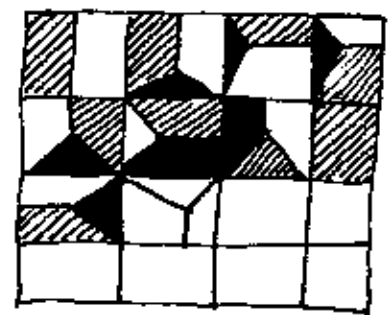
In Time



Connections

- Select element
- Change
- Restore connection


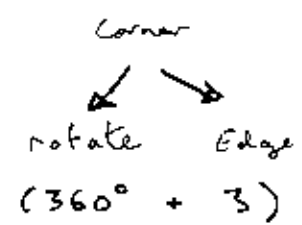
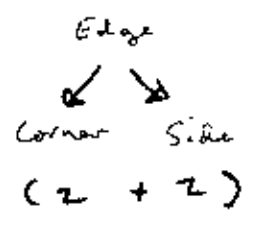
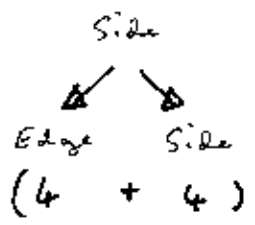
(Hough steps)



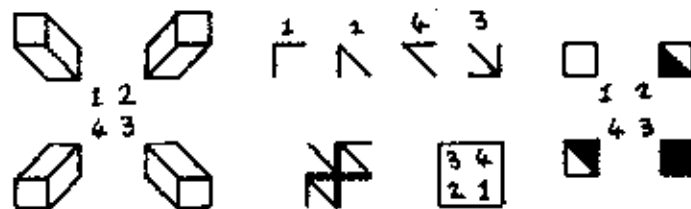
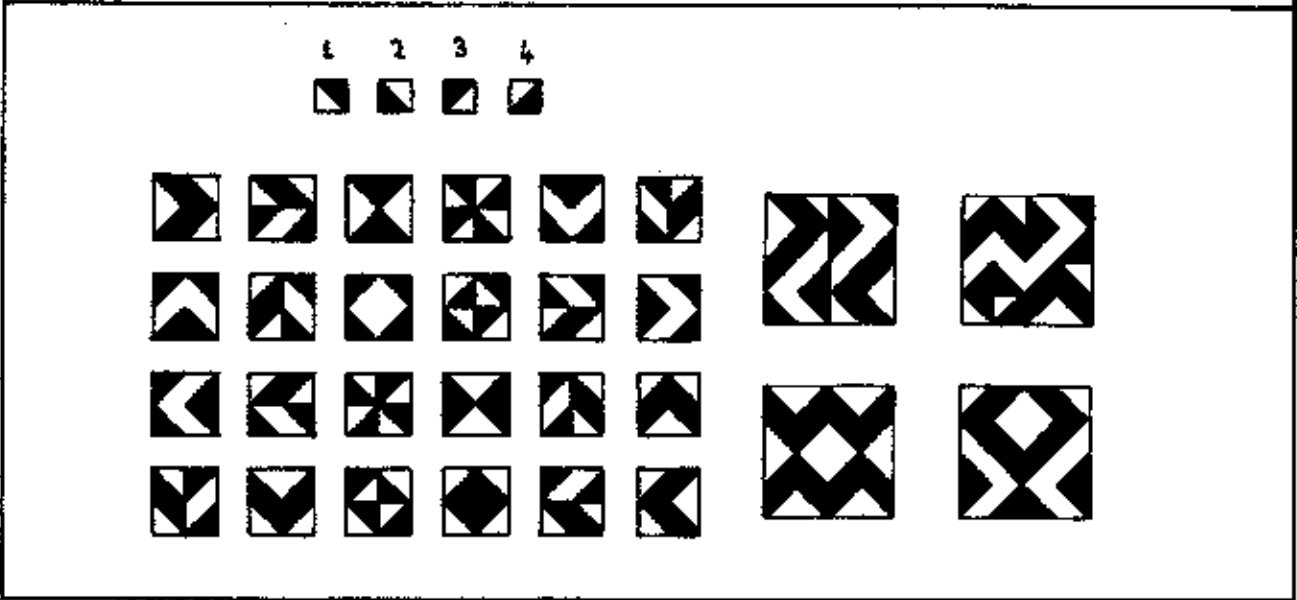
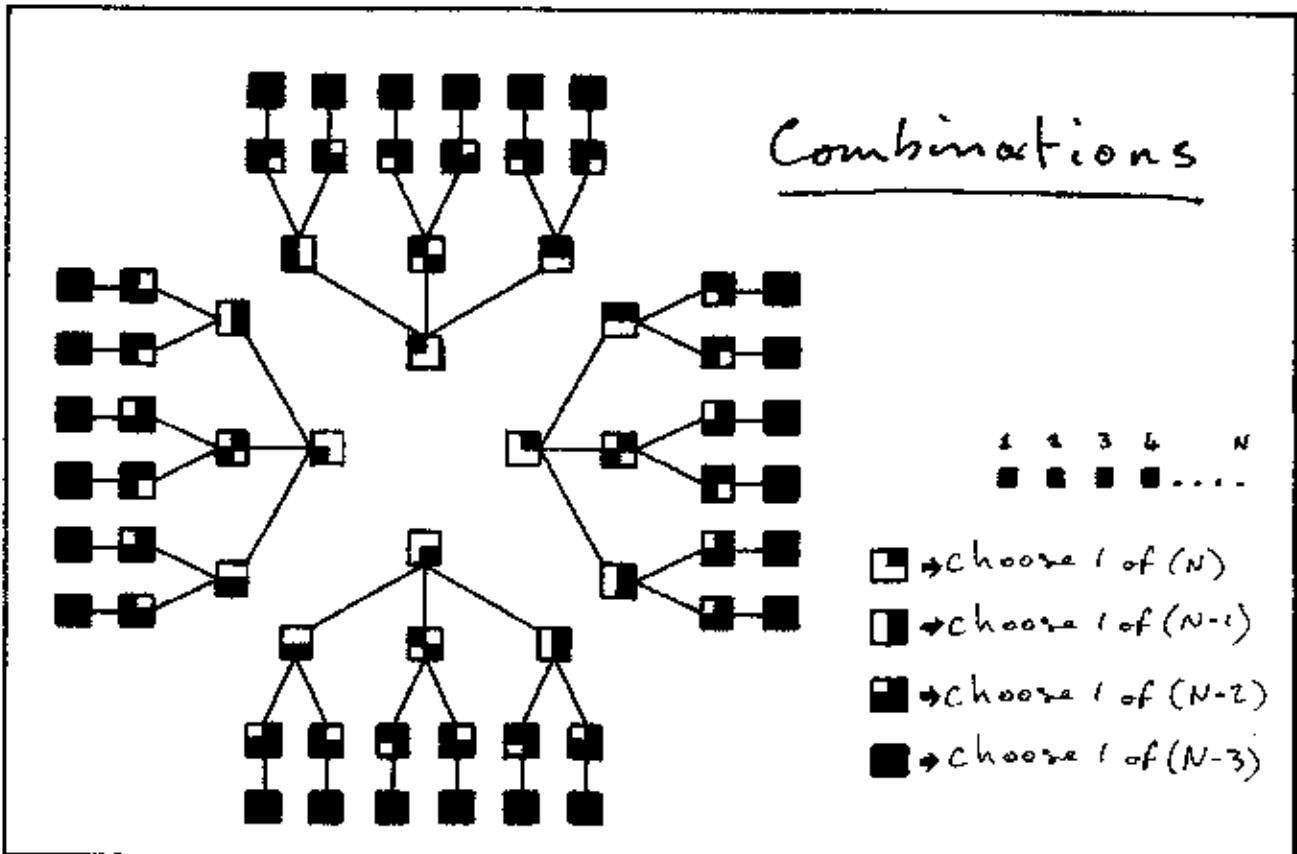
In Space

A cube has:

- 6 sides
- 12 edges
- 8 corners




- Use as:
- Image
 - Grammar
 - data generator



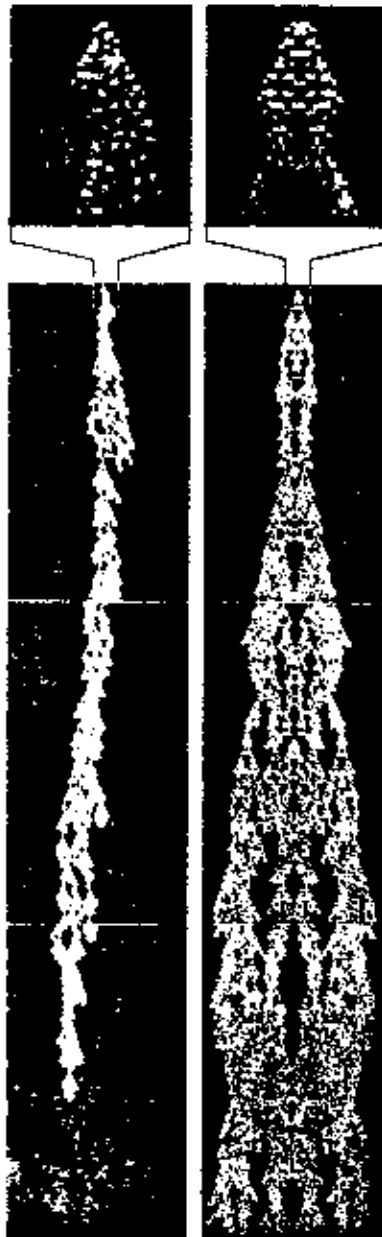
Pixel Operations

Image Processing




(Lamers/Batten)

Cellulare Automata



(Scientific American)

Life



(Kijk)

Art & Computer

CHAPTER 7

CONCLUSION

Aesthetics


Hard reality
changed
to dynamic system

investigated
by conceptual machines
unlimited
by material constraint

Solid land
formed
out of a sea
of possibilities

by patterns of rules
and rules for patterns
ordered grammars
and interpreted metaphors

The mathematics of the poetry
becomes
the poetry of mathematics



Technique

Art

just like science has
its rules and its logic

But

The logic of art is
not the logic of science

The Computer

is a rule based symbol processing system

The Scientist

is a rule based symbol processing system

The Artist

is a rule based symbol processing system

But

the computer is developed by
the scientist
to process scientific symbols
according to scientific rules

The Artist

must teach the computer
to process
the symbols of art
according to
the rules of art


That is difficult

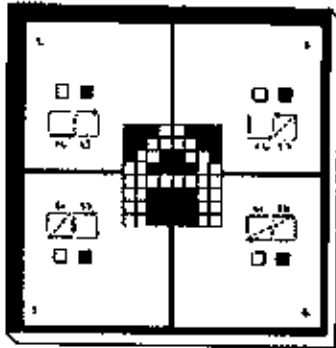
Because the rules of art
are more complex
than those of science

*Ambiguous
Temporary
Personal*

*Clear
Constant
Universal*

**World
Image
Interpretation**





MetaPractice

Without order there is chaos


**Ordered deeds (or events)
form a system
The totality of a system
forms a space**

The world is multidimensional

**By separating the dimensions
we create various spaces
that are inter-connected**

**every sense organ
every medium
every language
every system**

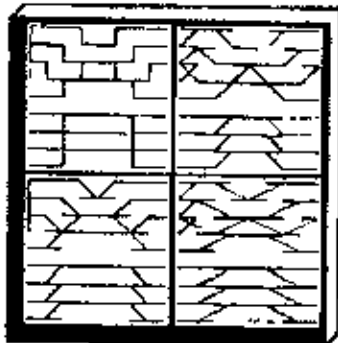
specifies its own space



**An action can be in one space
but the consequences
can be manifest in another space**

**It is the task of science and art
to research
the relationships between the spaces**

**So we can understand our world better
by transforming the chaos
into images**



**The images do not always match
or cannot always match
the reality**

But

**The more we understand our images
The more we understand our world**



With special thanks to

FATIMA LASAY

Scanned
10 NOV. 2015